

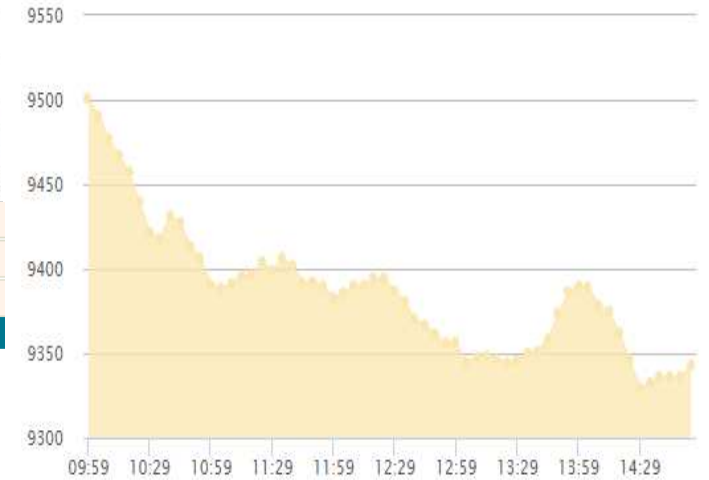


Market Updates 21 Mar, 2021

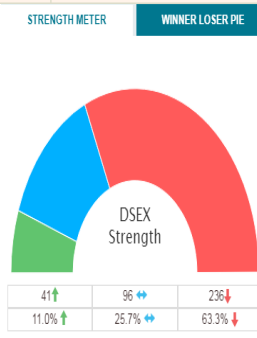


DSEX Index	5349.77874	-84.91425	-1.56245%	▼
DSES Index	1226.48214	-21.19543	-1.69879%	▼
DS30 Index	2034.57325	-39.31593	-1.89576%	▼

SELECT CSCX 9342.9644 | -157.8052 | ↓ -1.6610 %



Top Stocks by Value (in mln)		
Symbol	Close	Value
BEXIMCO	74.2	842268455
ROBI	45.1	357038553
BXPHERMA	177	283260294
LANKABAFIN	30.4	251601331
LHBL	52.3	202117835
RAHIMAFOD	244.4	144639883
SUMITPOWER	43.4	141514719
GBBPOWER	30.1	139107497
BATBC	527.5	118408363
WALTONHIL	1214.7	112608636
GP	339.5	108148225
LRBDL	41.2	97230636
SQURPHARMA	208.8	96134416
BEACONPHAR	112.5	90606857
IFIC	12	85853983
BSCCL	171.4	69594209



Issues Traded	231 ↑ 166 ↓ 48 ↔	Value in Taka	252,942,687
Volume	8,011,787	Contract Number	10558
Issued Cap.	811,972,543,940	Closing Market Cap.	3,921,974,273,535

	DSE	CSE	Total
Turnover	6,150,000,000.00	252,942,687.00	6,402,942,687.00
Issue Gain	31	17	48
Issue Loss	239	166	405
Issue Unchanged	78	48	126

Top Gainer		
Symbol	Close	Gainer
REPUBLIC	47.6	9.68
JANATAINS	30	7.53
ICBIBANK	3.8	5.56
ASIAPACINS	52.9	3.93
SQUARETEXT	33.5	2.76
AGRANINS	34.1	2.71
MERCINS	31.4	2.61
BIFC	4.1	2.5
PARAMOUNT	108.4	2.26
ALARABANK	21.9	1.86
ZAHINTEX	5.7	1.79
NITOLINS	41	1.74

Top Loser		
Symbol	Close	Looser
ANLIMAYARN	41.4	-10
AZIZPIPES	106.2	-9.92
BEACONPHAR	112.5	-9.35
EMERALDOIL	10.8	-9.24
SAVAREFR	170.6	-8.96
RAHIMAFOD	244.4	-8.36
BDTHAI	20.9	-8.33
FINEFOODS	53.5	-7.92
GQBALLPEN	135.7	-7.75
AL-HAJTEX	35.4	-7.57
CAPMIBBLMF	13.6	-7.48
BDWELDING	15.6	-7.14

Top Volume		
Symbol	Close	Volume
BEXIMCO	74.2	11243445
LANKABAFIN	30.4	8143223
ROBI	45.1	7845676
IFIC	12	7132112
GBBPOWER	30.1	4540088
KEYACOSMET	5.9	3975709
LHBL	52.3	3852145
MERCANBANK	13.5	3598466
PREMIERBAN	12.6	3470284
SSSTEEL	18.4	3452878
NBL	7.4	3376552
SUMITPOWER	43.4	3218704

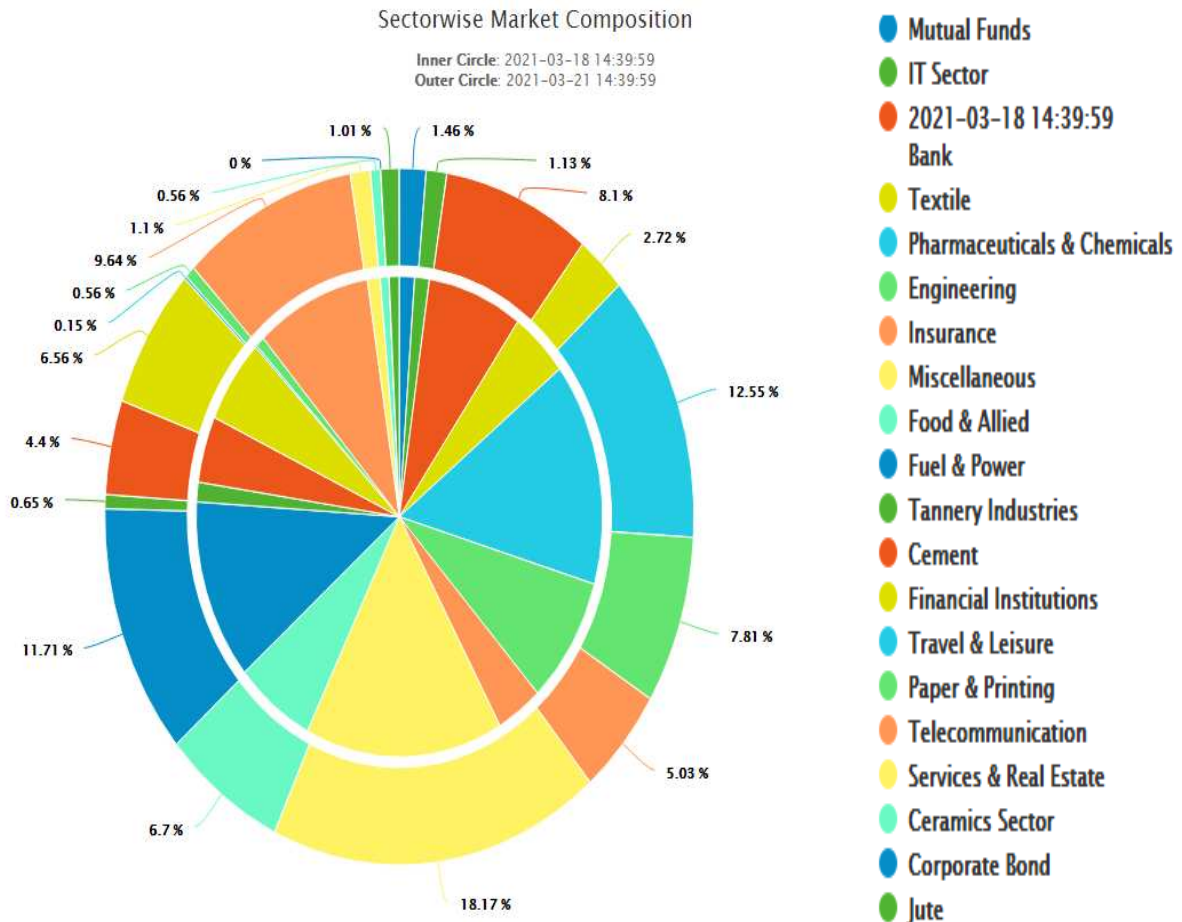
www.fcsibd.com



Market Updates 21 Mar, 2021

Weekly Top Gainer					Weekly Top Loser				
Symbol	D%	1W%	1M%	3M%	Symbol	D%	1W%	1M%	3M%
SONALIANSH	0.81	23.02	17.18	10.58	LRBDL	-4.41	-32.13	0	0
RAHIMAFOD	-8.36	15.34	39.34	39.9	EGEN	-5.23	-17.2	0	0
DSHGARME	-3.22	11.47	10.38	0.41	NFML	-3.24	-16.36	-10.95	-13.11
ARAMITCEM	-1.02	8.96	40.38	93.38	LANKABAFIN	-5.3	-15.79	-17.84	35.71
AZIZPIPES	-9.92	8.92	8.92	5.46	SAIFPOWER	-3.14	-15.14	1.65	22.52
MERCANBANK	0	8.87	8	8.87	SUMITPOWER	-4.41	-14.9	6.11	13.91
ISLAMIBANK	0	7.69	7.69	3.32	BAYLEASING	-4.61	-14.81	-17.2	11.29
PREMIERBAN	-0.79	6.78	11.5	13.51	POWERGRID	-3.4	-14.29	-0.93	-2.29
ARAMIT	-6.2	6.5	5.7	-9.25	LHBL	-2.79	-13.84	2.75	24.52
ANLIMAYARN	-10	6.15	4.02	35.74	SONARBAINS	-2.38	-13.84	-14.73	-18.45
SILCOPHL	-2.07	5.8	5.8	-4.44	PIONEERINS	-5.32	-13.75	-11.54	-22.69
JAMUNABANK	0	4	3.41	-4.21	BDFINANCE	-1.03	-13.73	-6.77	27.88

Sectorwise Market Composition



Chittagong Branch: Ayub Trade Center (12th floor), 1269/B, Sk Mujib Road, Agrabad, Chittagong Tel: 031-714629, Mobile 01716129177. Dhanmondi Branch: Keyari Plaza (4th Floor), Road # 8/A, Dhanmondi, Dhaka. Tel: 02-9126338, Mob: 01730486008. Badda Branch: Ga-97/1, Pragati Sarani, Middle Badda (2nd Floor), Badda, Dhaka. Cell: 01730486009. Shantinagar Branch: Suit # 8/9 A Eastern Plus Commercial Complex (8th Floor), 145 Shantinagar, Dhaka. Tel 02-48316776, Mob 01758492406