

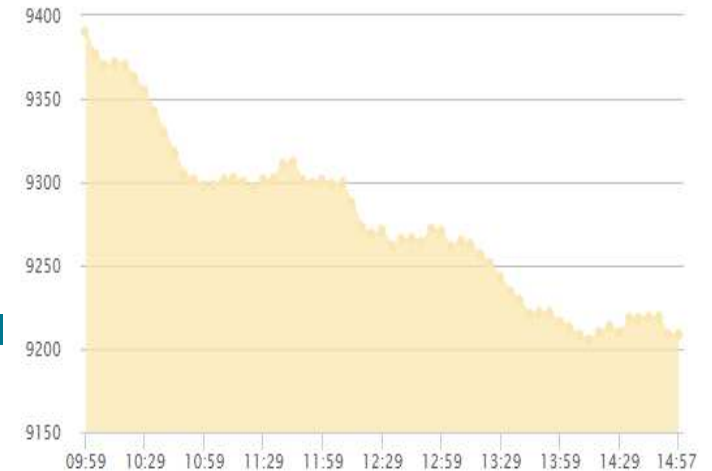


## Market Updates 31 Mar, 2021

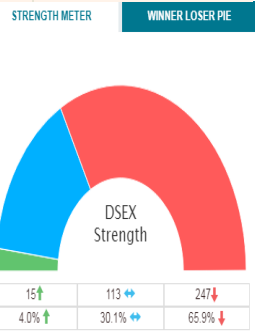


DSEX Index	5278.16392	-94.96067	-1.76733%	▼
DSES Index	1204.17513	-16.90579	-1.38449%	▼
DS30 Index	1994.40350	-42.22558	-2.07331%	▼

SELECT CSCX 9208.5328 | -181.7274 | -1.9353%



Top Stocks by Value (in mln)		
Symbol	Close	Value
BEXIMCO	73.8	890286516
BXPHERMA	185.4	346633531
ROBI	44.3	302094778
LANKABAFIN	27.7	243582581
SQURPHARMA	196.6	216084595
LHBL	49.1	130485719
GP	328.5	120227816
RAHIMAFOD	241.5	114932287
BATBC	529	110006625
PREMIERBAN	13.5	109831933
SUMITPOWER	42.9	108538800
GBBPOWER	27.1	77586767
BDFINANCE	29.4	73499700
NRBCBANK	12	68637863
LRBDL	36	61913456
NITOLINS	48.7	58023112



Issues Traded	229 15↑ 169↓ 45↔	Value in Taka	369,799,187
Volume	16,789,373	Contract Number	9905
Issued Cap.	820,222,713,920	Closing Market Cap.	3,861,421,406,821

	DSE	CSE	Total
Turnover	5,600,000,000.00	369,799,187.00	5,969,799,187.00
Issue Gain	11	15	26
Issue Loss	257	169	426
Issue Unchanged	80	45	125

Top Gainer		
Symbol	Close	Gainer
DGIC	22.5	50
CAPMIBLMF	16.2	9.46
DACCADYE	8	6.67
VAMLRBBF	7.1	2.9
SIBL	12.7	2.42
EMERALDOIL	13.3	1.53
CAPMBDBLMF	8	1.27
ICBSONALI1	8.1	1.25
HEIDELBCEM	170.3	1.25
ISLAMIBANK	28.1	0.36
VAMLDMF1	6.9	0
BANKASIA	17.2	0

Top Loser		
Symbol	Close	Looser
JUTESPINN	90.1	-9.08
SHYAMPSUG	41.5	-8.39
PREMIERLEA	5.8	-7.94
ARAMITCEM	25.8	-7.86
TAUFIKA	21.7	-7.66
EGEN	28.6	-7.44
RAHIMAFOD	241.5	-7.33
ANLIMAYARN	34.3	-7.05
ICBIBANK	4	-6.98
LRBDL	36	-6.98
MIDASFIN	16.6	-6.74
TUNGHAI	2.8	-6.67

Top Volume		
Symbol	Close	Volume
BEXIMCO	73.8	11808242
LANKABAFIN	27.7	8577131
PREMIERBAN	13.5	8095561
ROBI	44.3	6733748
NRBCBANK	12	5679274
IFIC	11.4	4490400
MERCANBANK	13.6	3667112
GBBPOWER	27.1	2856093
LHBL	49.1	2622521
SUMITPOWER	42.9	2526373
ALIF	6.5	2524828
NBL	7.3	2502593

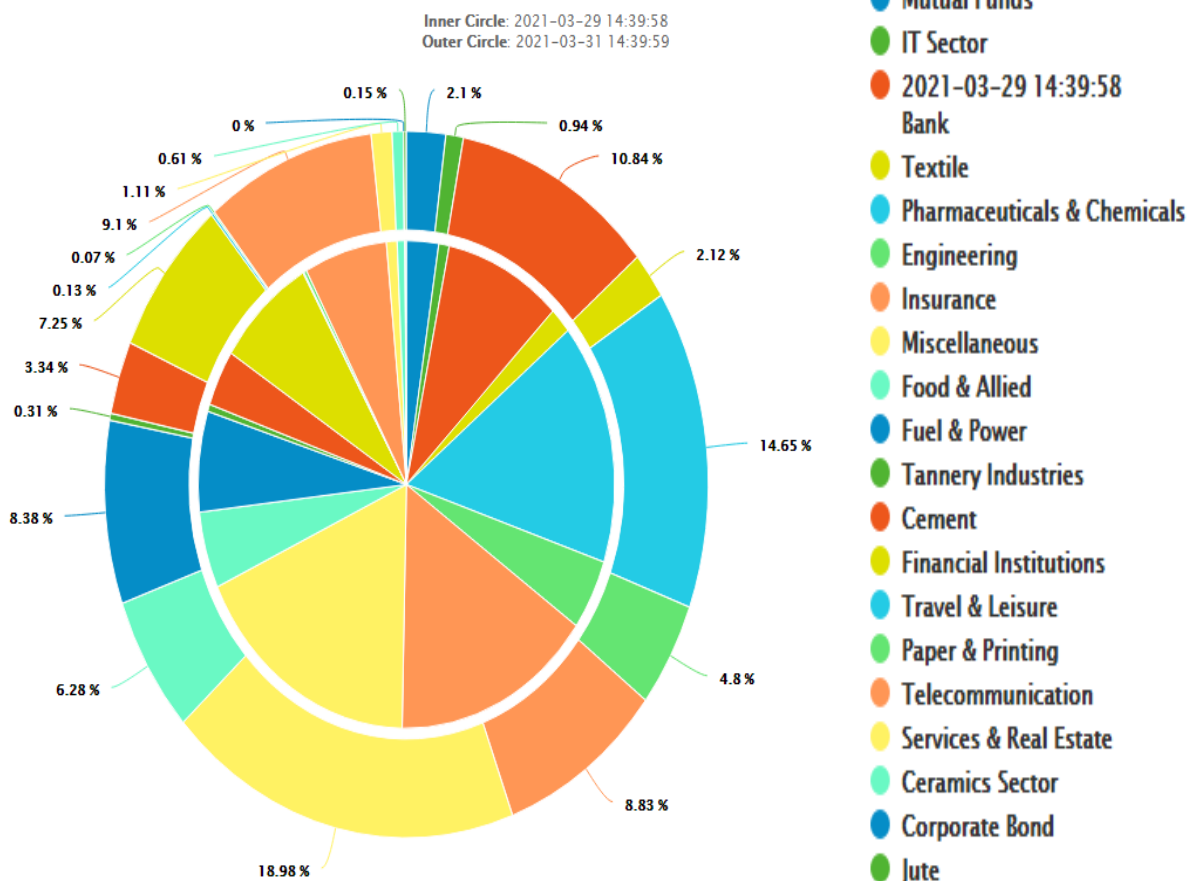
www.fcsibd.com



## Market Updates 31 Mar, 2021

Weekly Top Gainer					Weekly Top Loser				
Symbol	D%	1W%	1M%	3M%	Symbol	D%	1W%	1M%	3M%
DGIC	50	50	0	0	ACFL	-2.72	-21.63	-16.67	-31.51
CAPMIBBLMF	9.46	16.55	-3.57	-28.63	ANLIMAYARN	-7.05	-17.55	-7.05	5.21
NITOLINS	-5.07	14.05	-1.42	-23.67	DUTCHBANGL	-1.21	-14.95	-8.81	-12.46
PROVATIINS	-1.68	13.95	9.96	-3.2	SONALIANSH	-6.42	-12.88	0.26	-31.85
EMERALDOIL	1.53	13.68	31.68	23.15	REPUBLIC	-4.07	-11.64	-15.79	-19.42
BNICL	-1.08	13.45	24.62	-0.14	LANKABAFIN	-6.42	-11.5	-16.06	-11.78
ASIAPACINS	-2.18	9.79	3.97	-16.15	LRBDL	-6.98	-11.33	0	0
PARAMOUNT	-3.25	8.39	4.94	-8.96	GOLDENSON	-4.07	-10.61	-15.71	5.36
PIONEERINS	-3.24	8.15	-6.57	-20.72	ANWARGALV	-4.85	-10.12	-7.27	-22.36
PREMIERLEA	-7.94	7.41	-13.43	-21.62	SAVAREFR	-5.74	-10.06	-6.29	-30.75
CONTININS	-5.38	7.4	-7.22	-27.71	FINEFOODS	-5.34	-9.82	-2.94	-23.22
SEMLIBLSF	1.11	7.14	-2.17	-13.46	JUTESPINN	-9.08	-9.78	-4.84	-32.08

Sectorwise Market Composition



Chittagong Branch: Ayub Trade Center (12th floor), 1269/B, Sk Mujib Road, Agrabad, Chittagong Tel: 031-714629, Mobile 01716129177. Dhanmondi Branch: Keyari Plaza (4th Floor), Road # 8/A, Dhanmondi, Dhaka. Tel: 02-9126338, Mob: 01730486008. Badda Branch: Ga-97/1, Pragati Sarani, Middle Badda (2nd Floor), Badda, Dhaka. Cell: 01730486009. Shantinagar Branch: Suit # 8/9 A Eastern Plus Commercial Complex (8th Floor), 145 Shantinagar, Dhaka. Tel 02-48316776, Mob 01758492406