

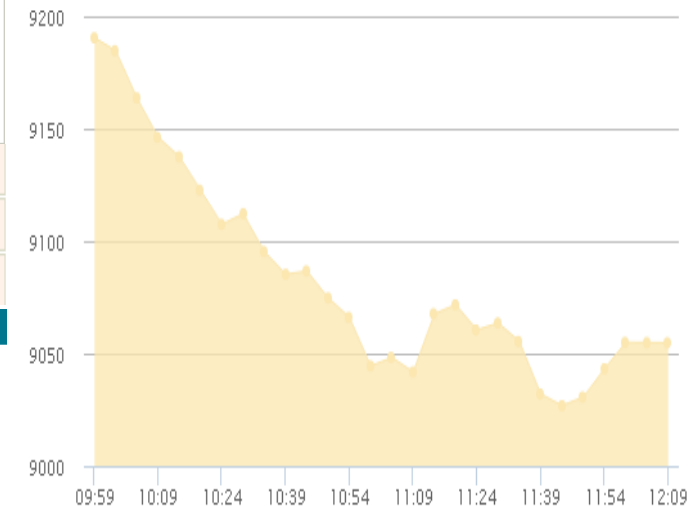


Market Updates 11 April, 2021

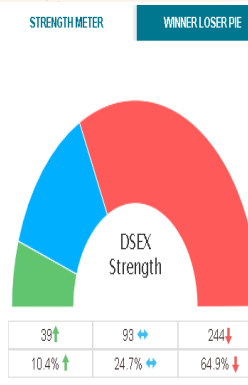


DSEX Index	5164.69832	-90.07735	-1.7142%	▼
DSES Index	1177.61219	-20.04813	-1.67394%	▼
D930 Index	1952.91596	-37.47766	-1.88293%	▼

SELECT 9039.7717 | -150.6521 | ↓ -1.6392%



Top Stocks by Value (in mln)		
Symbol	Close	Value
BEXIMCO	68.7	454071654
ROBI	43.8	236794309
BDFINANCE	31.8	155289418
PURABIGEN	32.9	127931581
PREMIERBAN	13.5	122441999
ASIAPACINS	61.1	112129448
SONARBAINS	55.8	93626564
LANKABAFIN	25.4	88097886
AGRANINS	42.5	85004516
BXPHERMA	173.6	82574547
BATBC	529.3	76218486
DGIC	32	63429160
PARAMOUNT	103.6	62695055
CITYBANK	25.4	58535751
EBL	38.9	56469531
PROVATIINS	118.7	53046658



Issues Traded	192 ↑ 26 ↓ 139 ↔ 27 ↔	Value in Taka	144,459,797
Volume	5,263,281	Contract Number	8009
Issued Cap.	821,933,605,000	Closing Market Cap.	3,803,549,507,967

	DSE	CSE	Total
Turnover	4,560,000,000.00	144,459,797.00	4,704,459,797.00
Issue Gain	24	26	50
Issue Loss	264	139	403
Issue Unchanged	52	27	79

Top Gainer		
Symbol	Close	Gainer
EBL	38.9	6.58
HWAWELLTEX	35.6	6.27
PURABIGEN	32.9	5.11
AGRANINS	42.5	4.42
FAREASTFIN	3.5	2.94
BDFINANCE	31.8	2.91
ICBIBANK	3.6	2.86
ICBSONALI1	8.1	2.53
RUNNERAUTO	49.7	2.47
MATINSPINN	35.7	2
SUNLIFEINS	20.6	1.98
ESQUIRENIT	20.7	1.97

Top Loser		
Symbol	Close	Looser
INDEXAGRO	65.3	-9.81
RAHIMAFOD	207.2	-8.68
GQBALLPEN	114.4	-8.41
RAK CERAMIC	28.8	-8.28
ZEALBANGLA	101.2	-8.08
BDTHAI	18.3	-8.04
MIRACLEIND	23.7	-7.78
DACCADYE	7.4	-7.5
BAYLEASING	18.9	-7.35
ACFL	22.9	-7.29
DGIC	32	-7.25
ABBANK	9.3	-7

Top Volume		
Symbol	Close	Volume
PREMIERBAN	13.5	9087272
BEXIMCO	68.7	6515447
ROBI	43.8	5373484
BDFINANCE	31.8	4869473
IFIC	9.8	3866254
PURABIGEN	32.9	3860209
LANKABAFIN	25.4	3430055
KEYACOSMET	5.6	2704008
CITYBANK	25.4	2300726
AGRANINS	42.5	2008137
DGIC	32	1933567
NBL	6.9	1904947

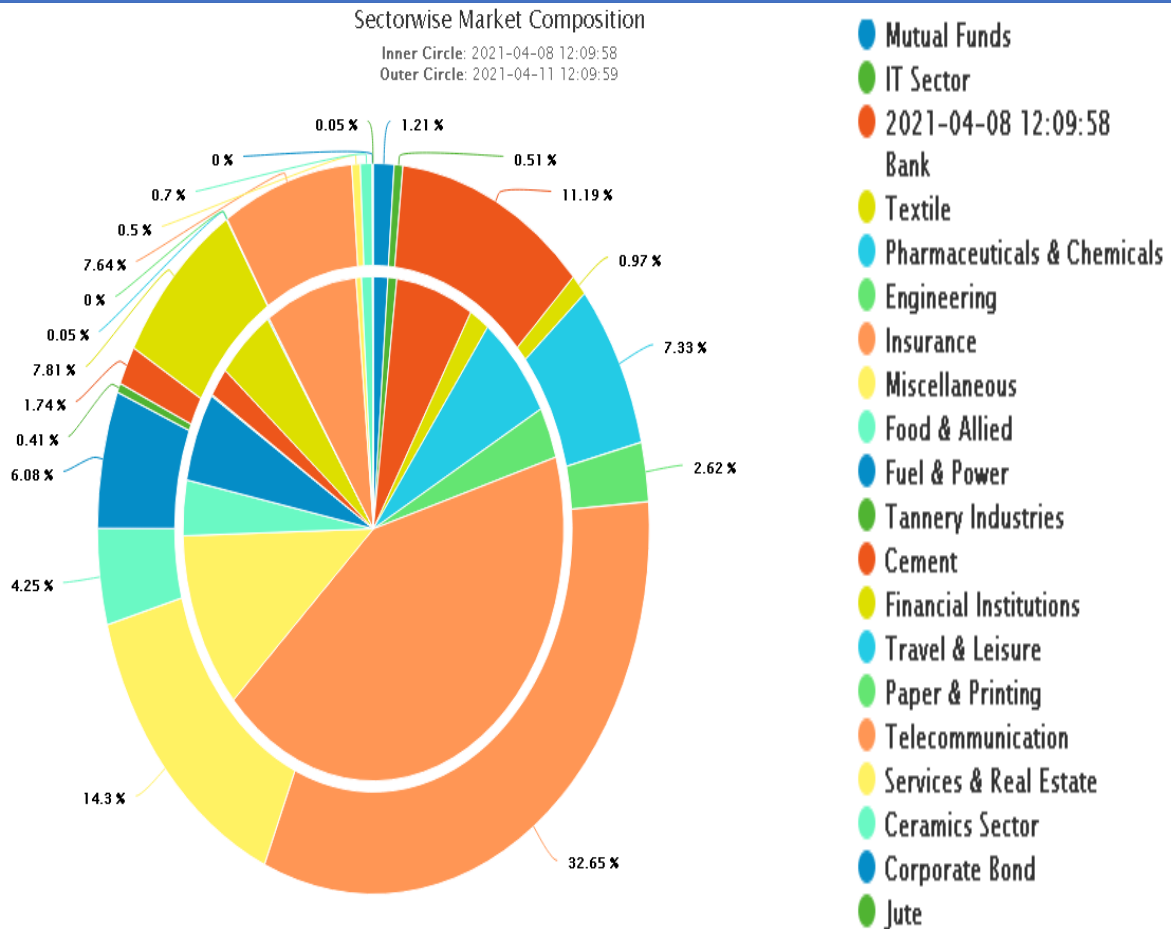
www.fcsibd.com



Market Updates 11 April, 2021

Weekly Top Gainer					Weekly Top Loser				
Symbol	D%	1W%	1M%	3M%	Symbol	D%	1W%	1M%	3M%
BNICL	-0.81	33.11	52.71	56.35	MERCANBANK	-2.63	-18.38	-13.28	-16.54
PROVATIINS	0.59	33.07	65.55	56.6	RAHIMAFOOD	-8.68	-17.91	15.75	18.13
DGIC	-7.25	29.55	0	0	ZEALBANGLA	-8.08	-14.24	-18.65	-49.37
PURABIGEN	5.11	27.52	28.02	10.4	SAVAREFR	-6.32	-14.09	-18.04	-35.59
FEDERALINS	0.45	20.63	11.22	-2.98	LRBDL	-6.12	-13.52	0	0
NORTHRNINS	-1.27	19.38	9.92	-10.39	MIRACLEIND	-7.78	-13.19	-22.3	-26.17
SONARBAINS	0	18.72	12.5	-7.77	NFML	-6.41	-13.1	-31.78	-33.03
AGRANINS	4.42	17.73	11.26	28.4	GQBALLPEN	-8.41	-12.94	-18.87	-16.56
RUPALIINS	-4.18	15.82	4.24	-19.06	INDEXAGRO	-9.81	-12.93	0	0
ISLAMIINS	-1.13	14.96	4.29	-4.37	PARAMOUNT	-5.13	-12.87	-13.31	-15.5
CONTININS	-2.39	14.89	16.86	-6.19	DOMINAGE	-5.41	-12.5	-28.28	-46.32
GLOBALINS	0	11.86	4.8	1.45	MIRAKHTER	-5.02	-12.26	-27.71	0

Sectorwise Market Composition



Chittagong Branch: Ayub Trade Center (12th floor), 1269/B, Sk Mujib Road, Agrabad, Chittagong Tel: 031-714629, Mobile 01716129177. Dhanmondi Branch: Keyari Plaza (4th Floor), Road # 8/A, Dhanmondi, Dhaka. Tel: 02-9126338, Mob: 01730486008. Badda Branch: Ga-97/1, Pragati Sarani, Middle Badda (2nd Floor), Badda, Dhaka. Cell: 01730486009. Shantinagar Branch: Suit # 8/9 A Eastern Plus Commercial Complex (8th Floor), 145 Shantinagar, Dhaka. Tel 02-48316776, Mob 01758492406