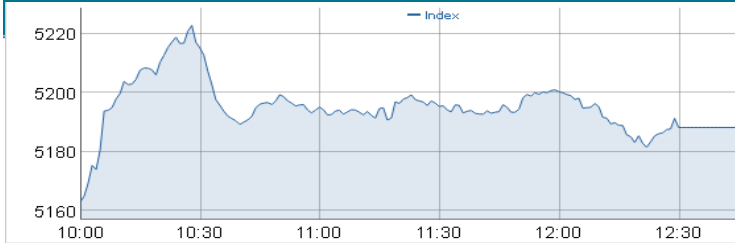


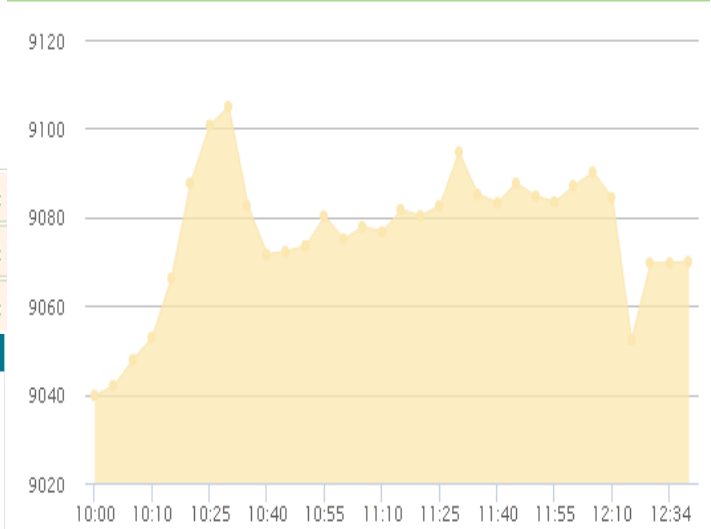


Market Updates 12 April, 2021

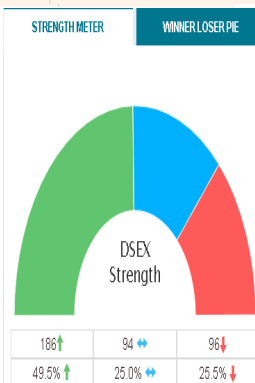


DSEX Index	5188.27688	23.57856	0.45653%	▲
DSES Index	1182.96729	5.35510	0.45474%	▲
DS30 Index	1960.80354	7.88758	0.40389%	▲

SELECT 9054.8349 | 15.0632 | ↑ 0.1666 %



Top Stocks by Value (in mn)		
Symbol	Close	Value
BEXIMCO	69	475494939
ROBI	43.2	218538092
CENTRALINS	66.5	205553987
GBBPOWER	28.5	194785297
PURABIGEN	34	179247587
ASIAPACINS	62.7	167000654
BXPHERMA	172.3	149430180
SONARBAINS	61.2	143977172
BDFINANCE	31.5	111379765
CONTININS	44.9	102758483
NITOLINS	56.8	102644164
AGRANINS	43.8	95129244
CITYBANK	25.5	84892198
FEDERALINS	24.3	76102060
LHBL	48.2	73545904
LANKABAFIN	25.3	71021778



Issues Traded	200 89↑ 73↓ 38↔	Value in Taka	140,891,529
Volume	4,839,868	Contract Number	7309
Issued Cap.	829,752,895,100	Closing Market Cap.	3,826,662,133,810

	DSE	CSE	Total
Turnover	4,940,000,000.00	140,891,529.00	5,080,891,529.00
Issue Gain		158	247
Issue Loss		111	184
Issue Unchanged		76	114

Top Gainer		
Symbol	Close	Gainer
SAVAREFR	156.5	9.98
EMERALDOIL	15.6	9.86
CONTININS	44.9	9.78
SONARBAINS	61.2	9.68
RAKCEAMIC	31.4	9.03
FEDERALINS	24.3	8.48
ISLAMIINS	47.5	8.45
NFML	15.8	8.22
CAPMIBBLMF	16.8	7.69
DACCADYE	7.9	6.76
GBBPOWER	28.5	6.74
CENTRALINS	66.5	6.57

Top Loser		
Symbol	Close	Looser
INDEXAGRO	58.8	-9.95
UNITEDFIN	14.1	-8.44
ENVOYTEX	21.3	-6.17
LIBRAINFU	615.3	-5.15
MATINSPINN	34.3	-3.92
TUNGHAI	2.6	-3.7
RUNNERAUTO	48	-3.42
ASIAINS	98	-3.16
EASTERNINS	97.5	-2.99
PARAMOUNT	100.6	-2.9
JUTESPINN	91	-2.67
RAHIMAFOD	201.7	-2.65

Top Volume		
Symbol	Close	Volume
GBBPOWER	28.5	6827600
BEXIMCO	69	6791677
PURABIGEN	34	5398712
ROBI	43.2	4987571
BDFINANCE	31.5	3525664
CITYBANK	25.5	3316486
FEDERALINS	24.3	3219028
CENTRALINS	66.5	3122462
LANKABAFIN	25.3	2774967
IFIC	9.8	2749438
ASIAPACINS	62.7	2668878
SONARBAINS	61.2	2428022

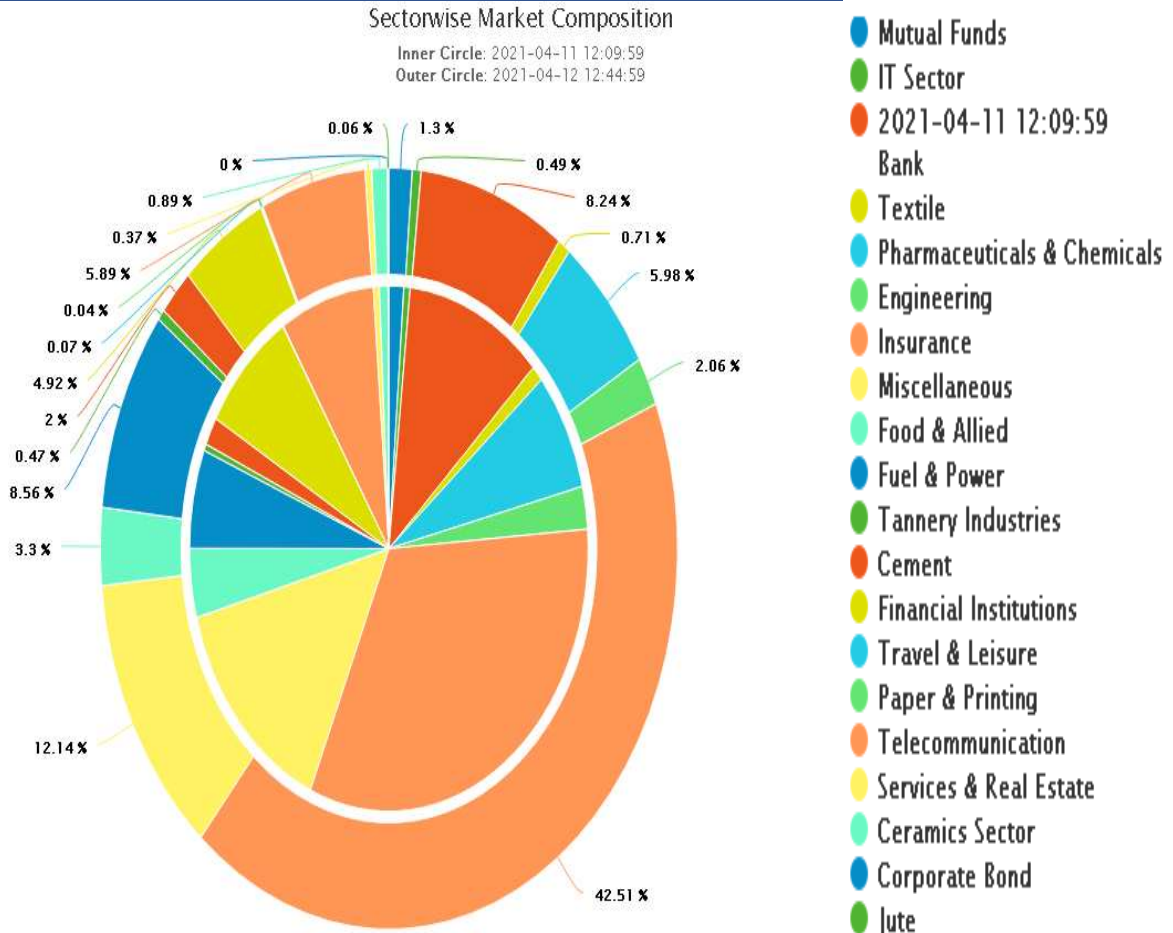
www.fcsibd.com



Market Updates 12 April, 2021

Weekly Top Gainer					Weekly Top Loser				
Symbol	D%	1W%	1M%	3M%	Symbol	D%	1W%	1M%	3M%
SONARBAINS	9.68	42.99	31.9	8.13	INDEXAGRO	-9.95	-21.6	0	0
PURABIGEN	3.34	41.67	40.5	16.44	MERCANBANK	0	-17.65	-12.5	-15.15
FEDERALINS	8.48	38.86	24.62	5.19	AFCAGRO	-2	-13.53	-13.53	-23.44
NORTHRNINS	5.41	38.18	20.65	-3.31	YPL	-2.04	-13.51	-13.51	-28.89
ISLAMIINS	8.45	36.49	16.14	4.17	KPCL	-2	-13.47	-13.47	-18.5
CONTINIINS	9.78	34.83	33.63	5.9	UNIQUEHRL	-2.01	-13.42	-13.42	-13.64
PROVATIINS	4.63	30.74	71.55	52.39	MLDYEING	-1.81	-13.4	-13.4	-13.4
BNICL	-1.42	30.69	52.43	55.36	SAFKOSPINN	-2.02	-13.39	-14.91	-27.07
GLOBALINS	5.73	29.93	15.31	8.53	NAHEEACP	-1.92	-13.38	-13.38	-13.38
RUPALIINS	3.49	29.45	12.66	-13.59	CENTRALPHL	-1.89	-13.33	-13.33	-21.21
CITYGENINS	6.45	27.54	10	-5.71	VFSTDL	-2.01	-13.33	-13.33	-13.33
PRIMEINSUR	5.23	24.83	15.29	-15.02	MTB	-1.88	-13.28	-13.28	-13.28

Sectorwise Market Composition



Chittagong Branch: Ayub Trade Center (12th floor), 1269/B, Sk Mujib Road, Agrabad, Chittagong Tel: 031-714629, Mobile 01716129177. Dhanmondi Branch: Keyari Plaza (4th Floor), Road # 8/A, Dhanmondi, Dhaka. Tel: 02-9126338, Mob: 01730486008. Badda Branch: Ga-97/1, Pragati Sarani, Middle Badda (2nd Floor), Badda, Dhaka. Cell: 01730486009. Shantinagar Branch: Suit # 8/9 A Eastern Plus Commercial Complex (8th Floor), 145 Shantinagar, Dhaka. Tel 02-48316776, Mob 01758492406