

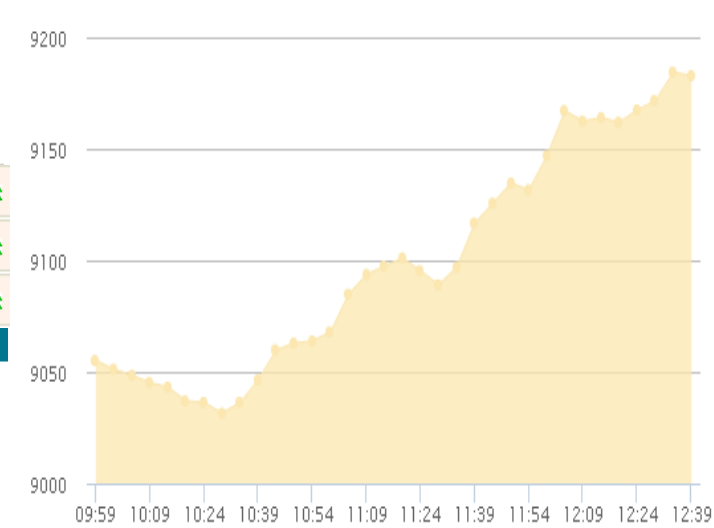


Market Updates 13 April, 2021

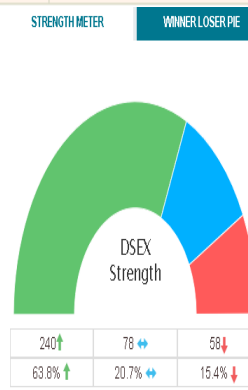


DSEX Index	5258.50124	70.22436	1.35352%	▲
DSES Index	1198.57112	15.60383	1.31904%	▲
DS30 Index	1997.63316	36.82962	1.87829%	▲

SELECT 9167.5273 | 112.6924 | ↑ 1.2446%



Top Stocks by Value (in mn)		
Symbol	Close	Value
BEXIMCO	72	408906042
BDFINANCE	31.8	245882142
ROBI	44.8	227565368
CENTRALINS	66.1	181774661
CONTININS	47.5	176725073
LHBL	50.7	161065350
GBBPOWER	28.6	153761793
ASIAPACINS	62.4	122987692
SONARBAINS	61.9	116379758
BXPHERMA	177.2	116293289
PURABIGEN	33.8	92867400
AGRANINS	43	86916758
FEDERALINS	25.6	84201576
EIL	31.2	82777593
CRYSTALINS	42.3	81967123
LANKABAFIN	26.4	79126334



Issues Traded	214 ↑ 124 ↑ 62 ↓ 28 ↔	Value in Taka	256,337,626
Volume	6,484,807	Contract Number	6897
Issued Cap.	822,661,328,760	Closing Market Cap.	3,850,590,194,306

	DSE	CSE	Total
Turnover	5,110,000,000.00	256,337,626.00	5,366,337,626.00
Issue Gain	228	124	352
Issue Loss	63	62	125
Issue Unchanged	56	28	84

Top Gainer		
Symbol	Close	Gainer
DHAKAINS	50.7	9.98
CRYSTALINS	42.3	9.87
EIL	31.2	9.86
BDTHAI	20.1	9.84
DOMINAGE	19.2	9.09
CAPMIBBLMF	18.3	8.93
PRIMEBANK	17.5	8.02
JUTESPINN	98	7.69
TUNGHAI	2.8	7.69
ZEALBANGLA	106	7.18
RAHIMAFOD	216	7.09
EMERALDOIL	16.7	7.05

Top Loser		
Symbol	Close	Looser
PREMIERBAN	11.4	-9.52
FAMILYTEX	2.5	-3.85
LIBRAINFU	592	-3.79
ADVENT	19.4	-2.02
RSRMSTEEL	19.5	-2.01
WMSHIPYARD	9.8	-2
KPPL	15	-1.96
NAHEEACP	40	-1.96
CENTRALPHL	10.2	-1.92
DULAMIACOT	41.1	-1.91
MTB	20.5	-1.91
OIMEX	20.7	-1.9

Top Volume		
Symbol	Close	Volume
BDFINANCE	31.8	7728830
BEXIMCO	72	5772754
IFIC	10	5652432
GBBPOWER	28.6	5296601
ROBI	44.8	5158945
CONTININS	47.5	3825407
FEDERALINS	25.6	3360709
LHBL	50.7	3225692
LANKABAFIN	26.4	3071653
PRIMEBANK	17.5	2974769
KEYACOSMET	5.8	2823922
PURABIGEN	33.8	2757576

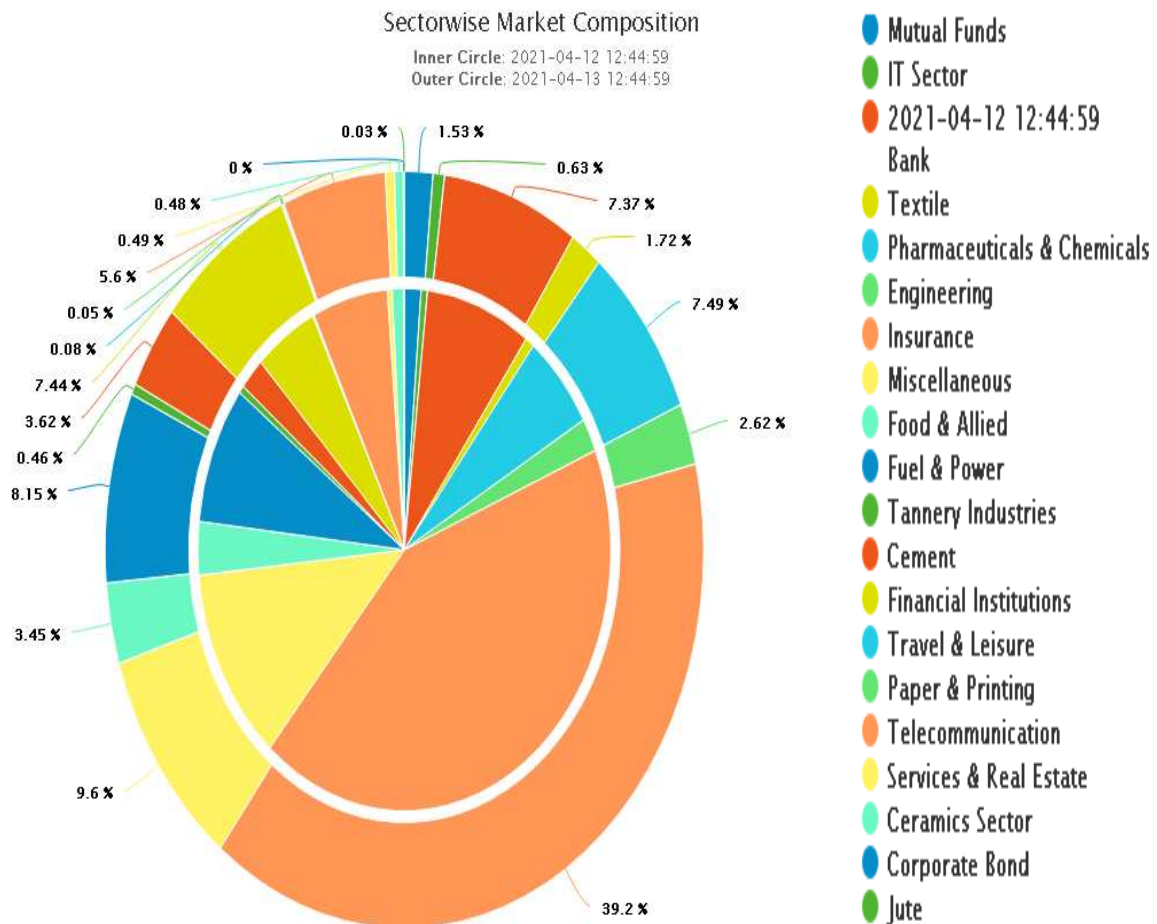
www.fcsibd.com



Market Updates 13 April, 2021

Weekly Top Gainer					Weekly Top Loser				
Symbol	D%	1W%	1M%	3M%	Symbol	D%	1W%	1M%	3M%
FEDERALINS	5.35	41.44	31.28	11.3	INDEXAGRO	6.12	-16.8	0	0
SONARBAINS	1.14	37.25	33.41	10.34	NAHEEACP	-1.96	-15.07	-15.07	-16.32
ISLAMIINS	2.95	35.83	19.56	10.88	MERCANBANK	1.8	-15.04	-11.72	-15.04
NORTHRNINS	2.44	35.81	24.19	3.19	KPCL	-1.79	-15.01	-15.01	-19.96
PURABIGEN	-0.59	35.2	39.67	16.15	CENTRALPHL	-1.92	-15	-15	-22.73
CONTININS	5.79	34.94	41.37	14.18	MLDYEING	-1.85	-15	-15	-15
CITYGENINS	6.82	32.39	17.5	0.71	MTB	-1.91	-14.94	-14.94	-14.94
PROVATIINS	0.48	30.82	72.38	63.56	ADVENT	-2.02	-14.91	-14.91	-15.28
RUPALIINS	3.93	30.74	17.09	-5.61	RSRMSTEEL	-2.01	-14.85	-14.85	-30.85
GLOBALINS	3.25	30.48	19.06	16.51	OIMEX	-1.9	-14.81	-14.81	-14.81
EIL	9.86	30	20.46	0.97	WMSHIPYARD	-2	-14.78	-14.78	-24.62
BNICL	-0.51	28.34	59.97	67.6	KPPL	-1.96	-14.77	-14.77	-14.77

Sectorwise Market Composition



Chittagong Branch: Ayub Trade Center (12th floor), 1269/B, Sk Mujib Road, Agrabad, Chittagong Tel: 031-714629, Mobile 01716129177. Dhanmondi Branch: Keyari Plaza (4th Floor), Road # 8/A, Dhanmondi, Dhaka. Tel: 02-9126338, Mob: 01730486008. Badda Branch: Ga-97/1, Pragati Sarani, Middle Badda (2nd Floor), Badda, Dhaka. Cell: 01730486009. Shantinagar Branch: Suit # 8/9 A Eastern Plus Commercial Complex (8th Floor), 145 Shantinagar, Dhaka. Tel 02-48316776, Mob 01758492406