

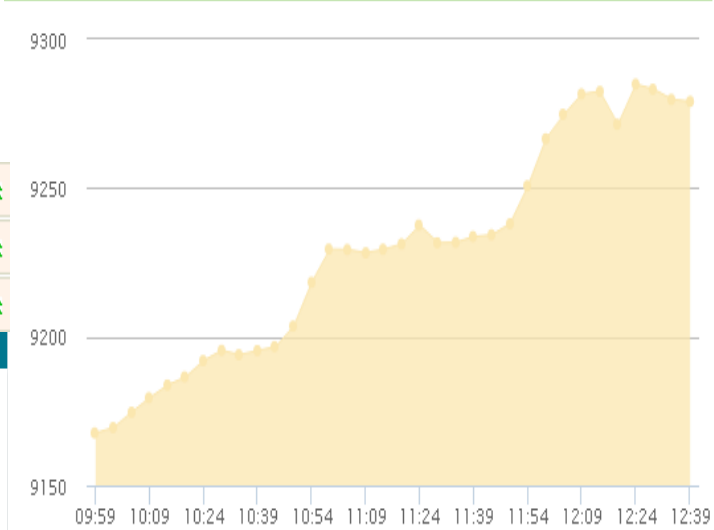


Market Updates 15 April, 2021

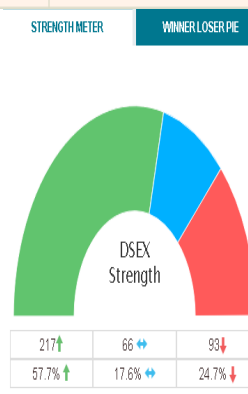


DSEX Index	5310.18762	51.68638	0.98291%	▲
DSES Index	1209.07619	10.50507	0.87647%	▲
D930 Index	2026.82388	29.19072	1.46127%	▲

SELECT 9277.8155 | 110.2882 | ↑ 1.2030%



Top Stocks by Value (in mn)		
Symbol	Close	Value
BEXIMCO	76.5	707493311
BDFINANCE	34.9	343365233
ROBI	45.9	226617980
LANKABAFIN	29	204905153
ASIAPACINS	61.4	153959518
LHBL	52.9	152226857
BXPHERMA	181.1	104681029
FEDERALINS	25.7	103385908
CONTININS	45.2	100238410
SONARBAINS	58.2	96233538
SUMITPOWER	42.9	95496120
CRYSTALINS	44.9	94415215
CENTRALINS	59.5	91415232
PURABIGEN	32.5	88952443
REPUBLIC	47	76415041
NITOLINS	56.7	70104584



Issues Traded	229 144 ↑ 64 ↓ 21 ↔	Value in Taka	192,761,993
Volume	6,952,506	Contract Number	7284
Issued Cap.	822,915,786,680	Closing Market Cap.	3,893,903,804,981

	DSE	CSE	Total
Turnover	5,560,000,000.00	192,761,993.00	5,752,761,993.00
Issue Gain	216	144	360
Issue Loss	90	64	154
Issue Unchanged	49	21	70

Top Gainer		
Symbol	Close	Gainer
SEMLIBLSF	9.9	10
CAPMBDBLMF	8.9	9.88
SEMLLECMF	7.8	9.86
LANKABAFIN	29	9.85
CAPMIBBLMF	20.1	9.84
IFIC1STMF	5.6	9.8
BDFINANCE	34.9	9.75
1STPRIMFMF	16.9	9.74
MIDASFIN	17.1	9.62
EXIM1STMF	5.7	9.62
EMERALDOIL	18.3	9.58
NCCBLMF1	7	9.37

Top Loser		
Symbol	Close	Looser
CENTRALINS	59.5	-9.98
SONARBAINS	58.2	-5.98
ISLAMIINS	46.1	-5.73
RAK CERAMIC	29.8	-5.4
BIFC	3.8	-5
CONTININS	45.2	-4.84
NORTHRNINS	40.2	-4.06
AGRANINS	41.3	-3.95
PURABIGEN	32.5	-3.85
PHENIXINS	38.2	-3.78
GBBPOWER	27.6	-3.5
REPUBLIC	47	-3.49

Top Volume		
Symbol	Close	Volume
BDFINANCE	34.9	10158016
BEXIMCO	76.5	9404777
LANKABAFIN	29	7251514
ROBI	45.9	4954649
PREMIERBAN	11.1	4365971
FEDERALINS	25.7	4029654
LHBL	52.9	2912550
TRUSTB1MF	5.7	2881250
PURABIGEN	32.5	2665514
KEYACOSMET	6	2658279
GREENDEL MF	7.5	2639079
ASIAPACINS	61.4	2468031

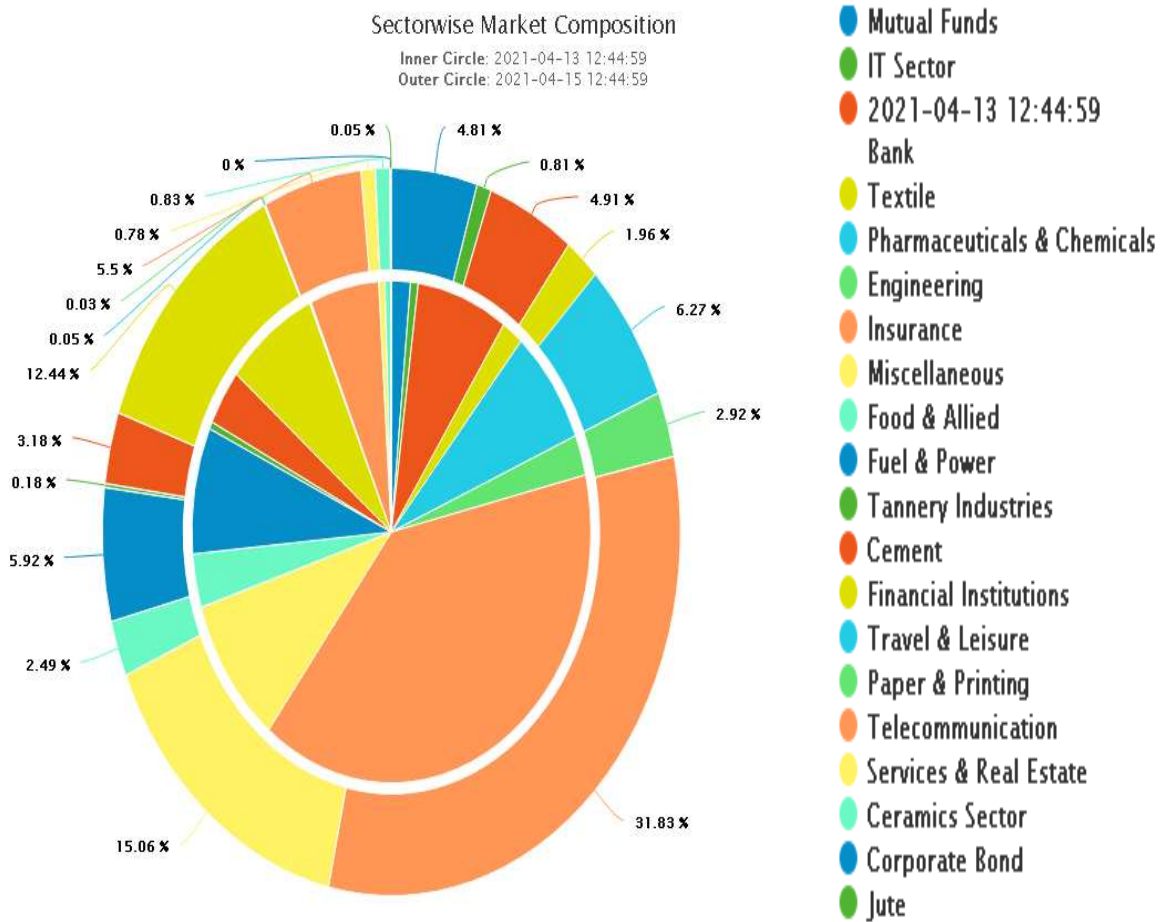
www.fcsibd.com



Market Updates 15 April, 2021

Weekly Top Gainer					Weekly Top Loser				
Symbol	D%	1W%	1M%	3M%	Symbol	D%	1W%	1M%	3M%
PROVATIINS	2.16	29.84	77.08	73.47	PREMIERBAN	-2.63	-17.78	-11.2	-10.48
FEDERALINS	0.39	29.15	34.55	16.82	INDEXAGRO	-1.12	-17.73	0	0
CRYSTALINS	6.15	21.02	26.84	-0.44	NAHEEACP	-2	-16.77	-16.77	-16.77
SONARBAINS	-5.98	19.51	29.33	3.37	MTB	-1.95	-16.6	-16.6	-16.6
EIL	-0.32	19.16	23.41	5.42	MLDYEING	-1.88	-16.6	-16.6	-16.6
PURABIGEN	-3.85	18.61	40.69	17.75	KPCL	-1.82	-16.56	-16.56	-22.7
PRIMEINSUR	2.43	18.35	26.06	-3.01	WMSHIPYARD	-2.04	-16.52	-16.52	-23.81
NORTHRNINS	-4.06	17.89	21.82	5.79	KPPL	-2	-16.48	-16.48	-16.48
CAPMIBBLMF	9.84	17.54	24.07	-23.28	OIMEX	-1.93	-16.46	-16.46	-20.08
CONTININS	-4.84	16.8	39.94	18.64	SAIHAMTEX	-1.91	-16.33	-16.33	-16.33
CITYGENINS	-3.19	16.67	15.68	0.74	UTTARAFIN	-1.88	-16.28	-16.28	-18.34
ISLAMIINS	-5.73	16.41	15.83	11.89	ADVENT	-1.55	-16.23	-16.23	-16.23

Sectorwise Market Composition



Chittagong Branch: Ayub Trade Center (12th floor), 1269/B, Sk Mujib Road, Agrabad, Chittagong Tel: 031-714629, Mobile 01716129177. Dhanmondi Branch: Keyari Plaza (4th Floor), Road # 8/A, Dhanmondi, Dhaka. Tel: 02-9126338, Mob: 01730486008. Badda Branch: Ga-97/1, Pragati Sarani, Middle Badda (2nd Floor), Badda, Dhaka. Cell: 01730486009. Shantinagar Branch: Suit # 8/9 A Eastern Plus Commercial Complex (8th Floor), 145 Shantinagar, Dhaka. Tel 02-48316776, Mob 01758492406