

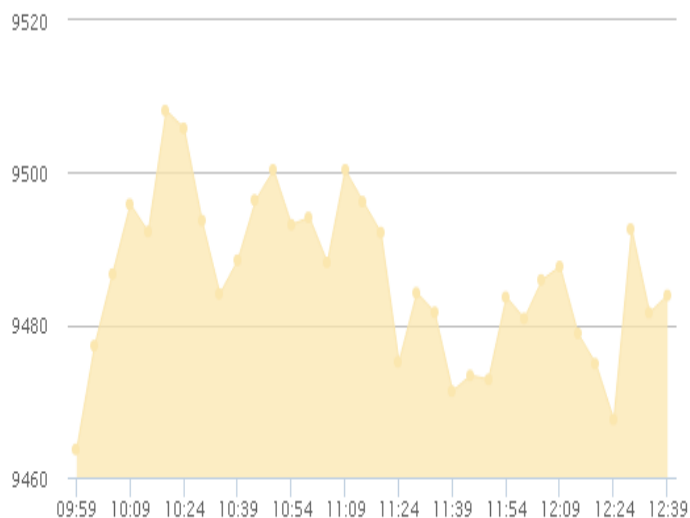


Market Updates 21 April, 2021



DSEX Index	5423.22421	1.43975	0.02655%	▲
DSES Index	1233.48964	-0.04445	-0.0036%	▼
DG30 Index	2083.49996	0.68236	0.03276%	▲

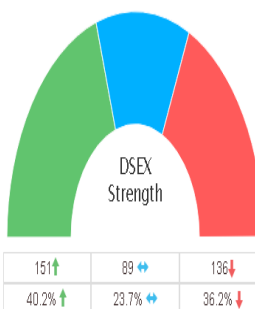
SELECT 9478.4671 | 14.7930 | ↑0.1563%



Top Stocks by Value (in mn)

Symbol	Close	Value
BEXIMCO	86.1	1299010941
BXPHERMA	192.3	430223183
BDFINANCE	36.2	348330191
ROBI	46.1	313569408
LANKABAFIN	32.2	312411280
LHBL	57.1	281908253
ASIAPACINS	73.2	249347949
BATBC	525.6	219170189
SUMITPOWER	44.4	153620100
AGRANINS	50.2	123770616
CRYSTALINS	50.8	100326635
POWERGRID	45.7	100008931
FEDERALINS	27.7	92702881
PIONEERINS	75.6	90923244
SPCERAMICS	25.1	90737017
DGIC	39.9	90128816

STRENGTH METER WINNER/LOSER PIE



Issues Traded **242** 102↑ 96↓ 44↔ Value in Taka **338,210,669**
 Volume **9,892,639** Contract Number **9992**
 Issued Cap. **823,474,474,260** Closing Market Cap. **3,954,085,263,848**

	DSE	CSE	Total
Turnover	7,760,000,000	338,210,669	8,098,210,669.00
Issue Gain	130	102	232
Issue Loss	157	96	253
Issue Unchanged	67	44	111

Top Gainer

Symbol	Close	Gainer
ACTIVEFINE	15.5	9.93
DHAKAINS	56.8	9.86
AGRANINS	50.2	9.85
IBP	16.5	9.27
DULAMIACOT	41.7	9.16
PRAGATIINS	60.8	8.57
CRYSTALINS	50.8	8.55
BDTHAI	23.1	7.94
ASIAPACINS	73.2	7.81
GQBALLPEN	134.8	7.32
ISLAMIINS	51.5	6.19
AZIZPIPES	103.2	5.85

Top Loser

Symbol	Close	Looser
JAMUNABANK	16.9	-9.63
JUTESPINN	92.7	-8.22
CAPMIBBLMF	21.1	-5.8
CAPMBDBLMF	9	-5.26
HEIDELBCEM	222.3	-4.84
PREMIERLEA	6.2	-4.62
FASFIN	4.8	-4
PROVATIINS	125.5	-3.76
BDFINANCE	36.2	-3.72
MHSML	13.1	-3.68
PRIMEFIN	10.5	-3.67
ZAHINTEX	5.5	-3.51

Top Volume

Symbol	Close	Volume
BEXIMCO	86.1	14946091
LANKABAFIN	32.2	9535894
BDFINANCE	36.2	9446850
ROBI	46.1	6716473
IFIC	10.3	5616537
LHBL	57.1	4877548
SPCERAMICS	25.1	3602499
ASIAPACINS	73.2	3553895
SUMITPOWER	44.4	3416890
FEDERALINS	27.7	3385282
NRBCBANK	11.5	3254751
SAIFPOWER	19.8	2939014

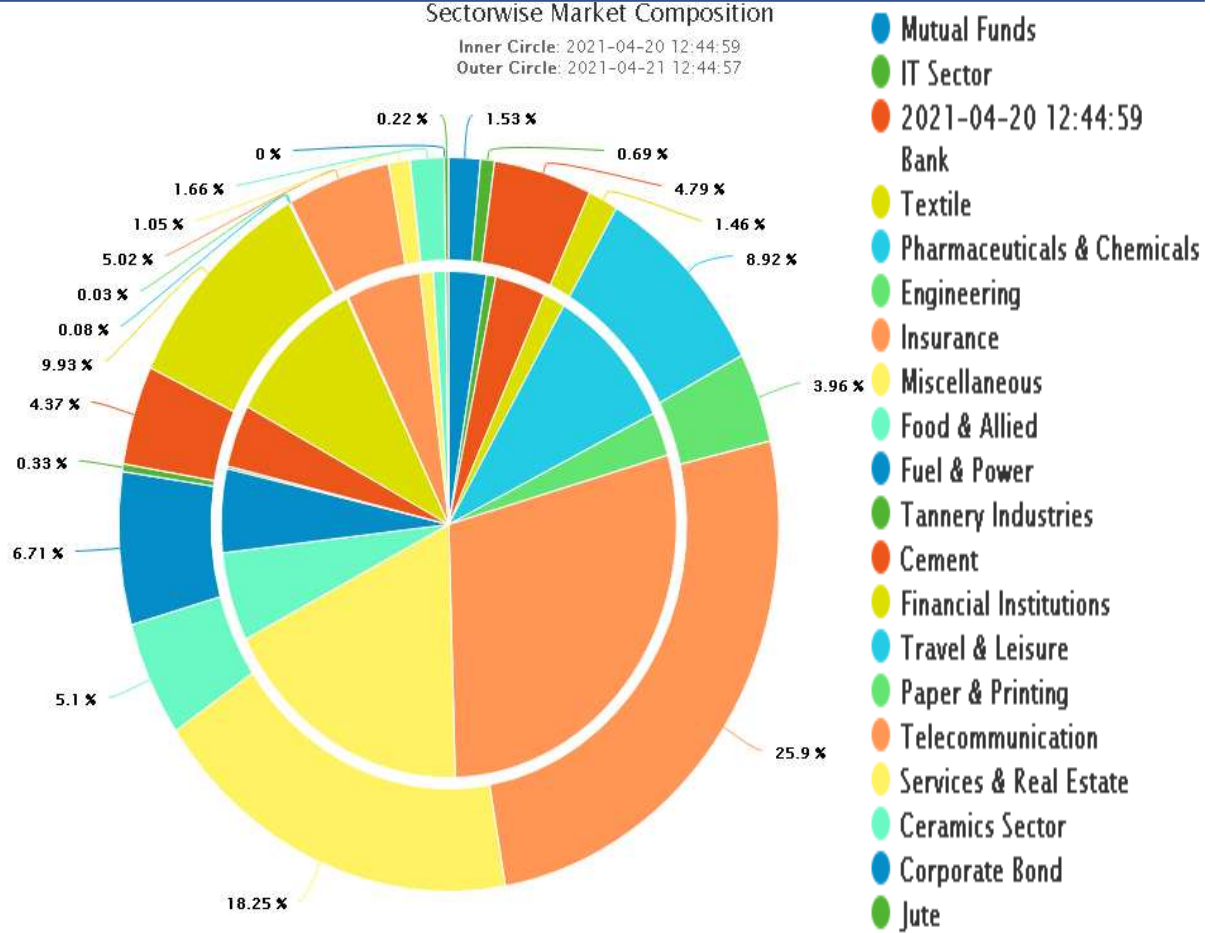
www.fcsibd.com



Market Updates 21 April, 2021

Weekly Top Gainer					Weekly Top Loser				
Symbol	D%	1W%	1M%	3M%	Symbol	D%	1W%	1M%	3M%
SPCERAMICS	4.15	34.22	13.57	-6.34	PREMIERBAN	-0.92	-20	-14.96	-13.6
CRYSTALINS	8.55	31.95	48.97	11.65	DBH	0	-12.96	-12.96	-12.96
MIDASFIN	-3.4	30.07	12.43	-18.44	SONARGAON	-1.99	-10.86	-19.59	-19.59
HEIDELBCEM	-4.84	29.7	33.92	39.99	MLDYEING	-1.78	-10.85	-22.8	-22.8
BAYLEASING	-2.79	28.42	12.44	-17.85	NAHEEACP	-1.89	-10.78	-22.72	-22.72
LANKABAFIN	-3.01	27.27	0.31	-30.45	KPCL	-1.96	-10.71	-22.74	-24.41
BDTHAI	7.94	26.23	1.32	-18.95	RINGSHINE	-1.96	-10.71	-21.88	-21.88
CAPMIBBLMF	-5.8	25.6	43.54	-13.52	SAIHAMTEX	-1.55	-10.33	-22.04	-22.04
SONALIANSH	0.94	25.27	2.34	3.25	MTB	-1.57	-10.05	-21.99	-21.99
BEXIMCO	0.47	24.78	11.53	4.11	OIMEX	-1.55	-9.95	-21.81	-26.36
VAMLRBBF	-1.25	23.44	14.49	-26.85	CENTRALINS	1.69	-9.77	2.92	8.89
DHAKAINS	9.86	23.21	42.71	17.6	JAMUNABANK	-9.63	-9.63	-7.14	-12.44

Sectorwise Market Composition



Chittagong Branch: Ayub Trade Center (12th floor), 1269/B, Sk Mujib Road, Agrabad, Chittagong Tel: 031-714629, Mobile 01716129177. Dhanmondi Branch: Keyari Plaza (4th Floor), Road # 8/A, Dhanmondi, Dhaka. Tel: 02-9126338, Mob: 01730486008. Badda Branch: Ga-97/1, Pragati Sarani, Middle Badda (2nd Floor), Badda, Dhaka. Cell: 01730486009. Shantinagar Branch: Suit # 8/9 A Eastern Plus Commercial Complex (8th Floor), 145 Shantinagar, Dhaka. Tel 02-48316776, Mob 01758492406