

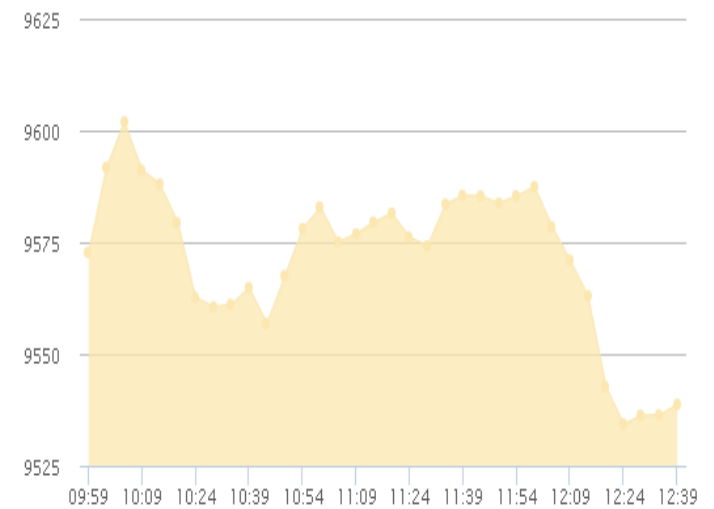


Market Updates 26 April, 2021



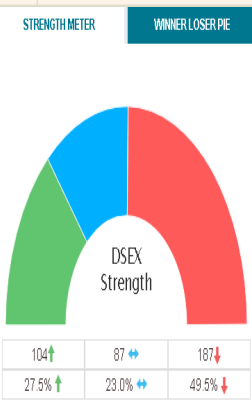
DSEX Index	5485.86820	-12.34556	-0.22454%	↓
DSES Index	1262.80666	7.07204	0.56318%	↑
DS30 Index	2125.89983	8.20792	0.38759%	↑

SELECT 9549.6616 | -23.0568 | ↓ -0.2409%



Top Stocks by Value (in mln)

Symbol	Close	Value
BEXIMCO	84.3	1387832798
LHBL	61.8	721314754
BXPHERMA	195.1	690970902
GBBPOWER	30.8	344310433
BDFINANCE	33.6	336510715
LANKABAFIN	32.3	329063669
BATBC	520.9	313983211
ROBI	45.6	227428005
NFML	22.5	176872478
RENATA	1355.1	154848752
UPGDCL	284.1	144354486
AGRANINS	57.2	135356967
SUMITPOWER	43.8	134701150
PHENIXINS	46	133990314
BRACBANK	43.3	131466971
SPCERAMICS	26.9	127932049



Issues Traded **255** 73↑ 134↓ 48↔ Value in Taka **719,766,679**
 Volume **12,164,821** Contract Number **11421**
 Issued Cap. **823,474,474,260** Closing Market Cap. **3,982,107,293,022**

	DSE	CSE	Total
Turnover	11,950,000,000.00	719,766,679	12,669,766,679.00
Issue Gain	102	73	175
Issue Loss	191	134	325
Issue Unchanged	62	48	110

Top Gainer

Symbol	Close	Gainer
AFCAGRO	16.5	10
ANWARGALV	121.2	9.98
NFML	22.5	9.76
OAL	7.1	9.23
ESQUIRENIT	24.4	8.44
SHYAMPSUG	58.8	8.29
LHBL	61.8	8.04
DULAMACOT	47.4	7.73
HFL	15.6	7.59
MICEMENT	53.8	6.75
FINEFOODS	48.7	6.56
BEACONPHAR	128.7	6.1

Top Loser

Symbol	Close	Looser
PRIMEBANK	15.7	-8.72
PURABIGEN	33	-8.08
TAKAFULINS	47.4	-7.42
PEOPLESINS	44.5	-6.71
DGIC	37.7	-6.68
GLOBALINS	38.1	-6.62
SPCERAMICS	26.9	-6.6
CRYSTALINS	47.8	-6.09
EMERALDOIL	15.7	-5.99
PARAMOUNT	95.2	-5.93
REPUBLIC	50.8	-5.58
MIDASFIN	19.1	-5.45

Top Volume

Symbol	Close	Volume
BEXIMCO	84.3	16270005
LHBL	61.8	11994806
GBBPOWER	30.8	10888617
LANKABAFIN	32.3	10031373
BDFINANCE	33.6	9888086
NFML	22.5	7860999
IFIC	10	7001189
ROBI	45.6	4962554
SPCERAMICS	26.9	4618074
MAKSONSPIN	10.3	3881427
SSSTEEL	18	3702576
RDFOOD	25.1	3643003

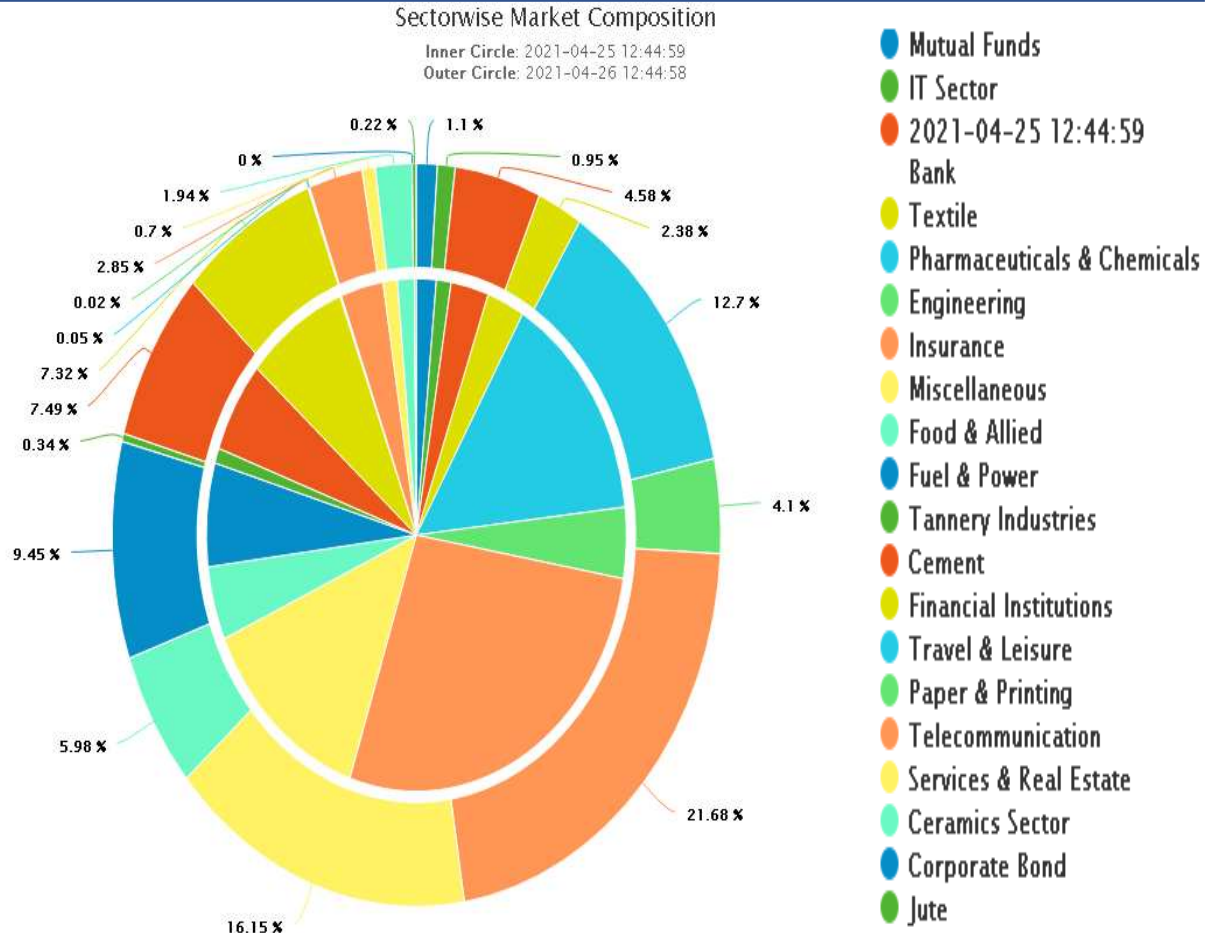
www.fcsibd.com



Market Updates 26 April, 2021

Weekly Top Gainer					Weekly Top Loser				
Symbol	D%	1W%	1M%	3M%	Symbol	D%	1W%	1M%	3M%
AGRANINS	-2.72	36.19	60.67	35.87	EMERALDOIL	-5.99	-12.29	30.83	53.92
DHAKAINS	-2.52	35.39	66.58	37.66	RINGSHINE	-2.08	-11.32	-26.56	-26.56
NFML	9.76	34.73	34.73	2.74	BDFINANCE	-5.08	-11.11	18.31	4.02
SHYAMPSUG	8.29	25.64	26.45	13.51	KPCL	-1.78	-10.78	-26.93	-27.73
EASTERNINS	1.4	24.41	25.22	18.45	MLDYEING	-1.88	-10.76	-27	-27
ANWARGALV	9.98	22.67	13.27	2.19	JAMUNABANK	0	-10.64	-8.7	-12.04
SPCERAMICS	-6.6	22.27	27.49	-9.73	SONARGAON	-1.57	-10.05	-23.27	-23.27
PHENIXINS	0.22	22.02	42.86	13.58	SHURWID	-1.81	-9.94	-24.88	-24.88
INTECH	2.38	20.45	26.47	33.13	SHEPHERD	-1.72	-9.52	-24.5	-24.5
UNITEDINS	-3.86	20.23	35.49	2.75	SAIHAMTEX	-1.62	-9.45	-25.71	-25.71
BGIC	-0.43	20	27.87	17.59	NURANI	-1.67	-9.23	-23.38	-23.38
DULAMIACOT	7.73	19.7	-1.46	-1.46	CENTRALINS	-4.24	-9.18	-9.9	6.42

Sectorwise Market Composition



Chittagong Branch: Ayub Trade Center (12th floor), 1269/B, Sk Mujib Road, Agrabad, Chittagong Tel: 031-714629, Mobile 01716129177. Dhanmondi Branch: Keyari Plaza (4th Floor), Road # 8/A, Dhanmondi, Dhaka. Tel: 02-9126338, Mob: 01730486008. Badda Branch: Ga-97/1, Pragati Sarani, Middle Badda (2nd Floor), Badda, Dhaka. Cell: 01730486009. Shantinagar Branch: Suit # 8/9 A Eastern Plus Commercial Complex (8th Floor), 145 Shantinagar, Dhaka. Tel 02-48316776, Mob 01758492406