

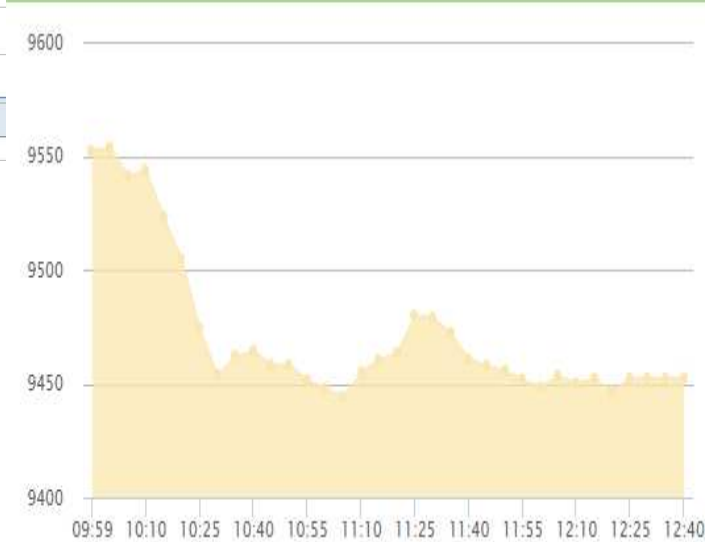


Market Updates 27 April, 2021



| | | | | |
|------------|------------|-----------|-----------|---|
| DSEX Index | 5422.38970 | -63.47850 | -1.15713% | ↓ |
| DSES Index | 1245.45669 | -17.34997 | -1.37392% | ↓ |
| DS30 Index | 2092.48192 | -33.41791 | -1.57194% | ↓ |

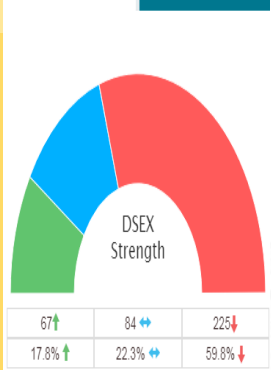
SELECT 9448.3109 | -101.3507 | ↓ -1.0613%



Top Stocks by Value (in mln)

| Symbol | Close | Value |
|------------|-------|------------|
| BEXIMCO | 81.7 | 1002655294 |
| BXPHARMA | 189.3 | 512765837 |
| NFML | 24 | 432661591 |
| LHBL | 60 | 356606729 |
| BATBC | 519.7 | 313409199 |
| LANKABAFIN | 31.3 | 260045147 |
| ROBI | 44.9 | 220937787 |
| PHENIXINS | 50.3 | 193869842 |
| AGRANINS | 62.1 | 181295774 |
| CRYSTALINS | 53.3 | 171957778 |
| BDFINANCE | 33.3 | 161944028 |
| SUMITPOWER | 42.7 | 144015828 |
| DHAKAINS | 71.6 | 126099953 |
| SQURPHARMA | 211.5 | 118705801 |
| ASIAPACINS | 68.1 | 117312830 |
| BGIC | 49 | 99612931 |

STRENGTH METER WINNER LOSER PIE



| | | | |
|---------------|------------------|---------------------|-------------------|
| Issues Traded | 231 44↑ 158↓ 29↔ | Value in Taka | 418,118,792 |
| Volume | 8,840,351 | Contract Number | 9182 |
| Issued Cap. | 824,284,411,190 | Closing Market Cap. | 3,944,793,308,395 |

| | DSE | CSE | Total |
|-----------------|------------------|-------------|------------------|
| Turnover | 8,243,669,000.00 | 418,118,792 | 8,661,787,792.00 |
| Issue Gain | 59 | 44 | 103 |
| Issue Loss | 231 | 158 | 389 |
| Issue Unchanged | 62 | 29 | 91 |

Top Gainer

| Symbol | Close | Gainer |
|------------|-------|--------|
| CRYSTALINS | 53.3 | 11.51 |
| EMERALDOIL | 17.2 | 9.55 |
| PHENIXINS | 50.3 | 9.35 |
| DHAKAINS | 71.6 | 8.81 |
| AGRANINS | 62.1 | 8.57 |
| CITYGENINS | 30.2 | 8.24 |
| NFML | 24 | 6.67 |
| FEDERALINS | 27.7 | 5.73 |
| CONTININS | 44.1 | 5.25 |
| CNATEX | 2.1 | 5 |
| BGIC | 49 | 4.7 |
| SONALIANS | 568.4 | 3.95 |

Top Loser

| Symbol | Close | Looser |
|------------|-------|--------|
| SHYAMPSUG | 54.3 | -7.65 |
| INTECH | 40.2 | -6.51 |
| SHYAMPSUG | 208.6 | -6.5 |
| INTECH | 7.3 | -6.41 |
| SHYAMPSUG | 120.7 | -6.22 |
| INTECH | 25.3 | -5.95 |
| SHYAMPSUG | 21.8 | -5.63 |
| SUNLIFEINS | 23.1 | -5.33 |
| RAHIMAFOOD | 225.2 | -5.3 |
| TALLUSPIN | 3.8 | -5 |
| SALVOCHEM | 11.8 | -4.84 |
| ACTIVEFINE | 15.1 | -4.43 |

Top Volume

| Symbol | Close | Volume |
|------------|-------|----------|
| NFML | 24 | 18371424 |
| BEXIMCO | 81.7 | 12197078 |
| LANKABAFIN | 31.3 | 8225069 |
| LHBL | 60 | 5901393 |
| ROBI | 44.9 | 4910398 |
| BDFINANCE | 33.3 | 4818488 |
| IFIC | 10 | 4090131 |
| PHENIXINS | 50.3 | 3945850 |
| SSSTEEL | 17.4 | 3380479 |
| SUMITPOWER | 42.7 | 3352704 |
| CRYSTALINS | 53.3 | 3334663 |
| FEDERALINS | 27.7 | 3132809 |

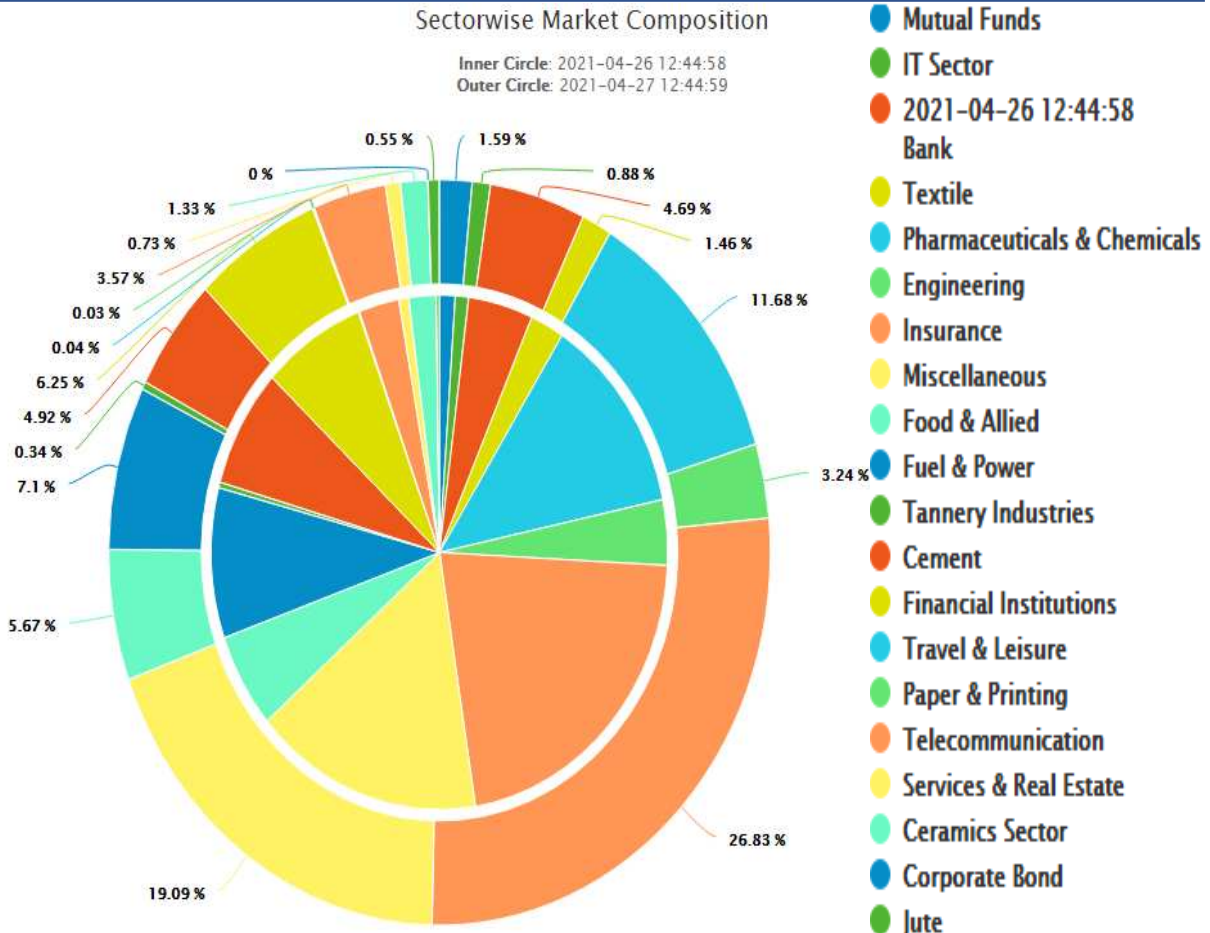
www.fcsibd.com



Market Updates 27 April, 2021

| Weekly Top Gainer | | | | | Weekly Top Loser | | | | |
|-------------------|-------|-------|-------|-------|------------------|-------|--------|--------|--------|
| Symbol | D% | 1W% | 1M% | 3M% | Symbol | D% | 1W% | 1M% | 3M% |
| NFML | 6.67 | 47.24 | 43.71 | 9.59 | MLDYEING | -1.92 | -10.72 | -28.4 | -28.4 |
| AGRANINS | 8.57 | 39.16 | 76.69 | 45.27 | KPCL | -1.81 | -10.71 | -28.26 | -28.26 |
| DHAKAINS | 8.81 | 37.98 | 83.04 | 58.9 | JAMUNABANK | 0.6 | -10.11 | -8.15 | -11.05 |
| PHENIXINS | 9.35 | 25.12 | 56.21 | 29.64 | SHURWID | -1.84 | -10.11 | -26.27 | -26.27 |
| DULAMIACOT | 1.27 | 23.39 | -0.21 | -0.21 | PARAMOUNT | -0.32 | -9.88 | -17.98 | -29.7 |
| AOL | 2.33 | 21.36 | 34.17 | 10.02 | SONARGAON | -1.6 | -9.76 | -24.49 | -24.49 |
| ANWARGALV | -0.83 | 20.68 | 12.34 | 0.33 | SHEPHERD | -1.75 | -9.68 | -25.83 | -25.83 |
| BGIC | 4.7 | 19.51 | 33.88 | 27.27 | RINGSHINE | 0 | -9.62 | -26.56 | -26.56 |
| FUWANGCER | 0.93 | 15.79 | 12.24 | -2.65 | NURANI | -1.69 | -9.38 | -24.68 | -24.68 |
| SPCERAMICS | -5.95 | 15 | 19.91 | -7.33 | PRIMEBANK | -1.27 | -9.36 | 2.65 | -6.63 |
| SHYAMPSUG | -7.65 | 14.35 | 16.56 | 12.92 | OIMEX | -1.66 | -9.18 | -26.75 | -26.75 |
| INTECH | -6.51 | 13.5 | 21.18 | 28.35 | SAIHAMTEX | -1.65 | -9.14 | -26.94 | -26.94 |

Sectorwise Market Composition



Chittagong Branch: Ayub Trade Center (12th floor), 1269/B, Sk Mujib Road, Agrabad, Chittagong Tel: 031-714629, Mobile 01716129177. Dhanmondi Branch: Keyari Plaza (4th Floor), Road # 8/A, Dhanmondi, Dhaka. Tel: 02-9126338, Mob: 01730486008. Badda Branch: Ga-97/1, Pragati Sarani, Middle Badda (2nd Floor), Badda, Dhaka. Cell: 01730486009. Shantinagar Branch: Suit # 8/9 A Eastern Plus Commercial Complex (8th Floor), 145 Shantinagar, Dhaka. Tel 02-48316776, Mob 01758492406