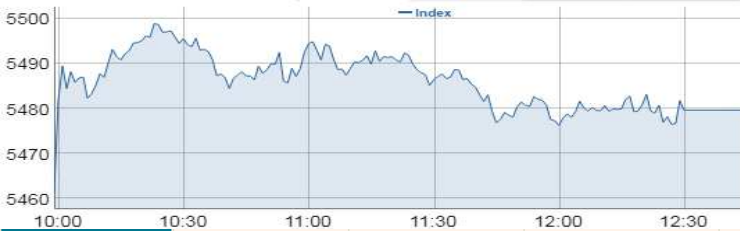


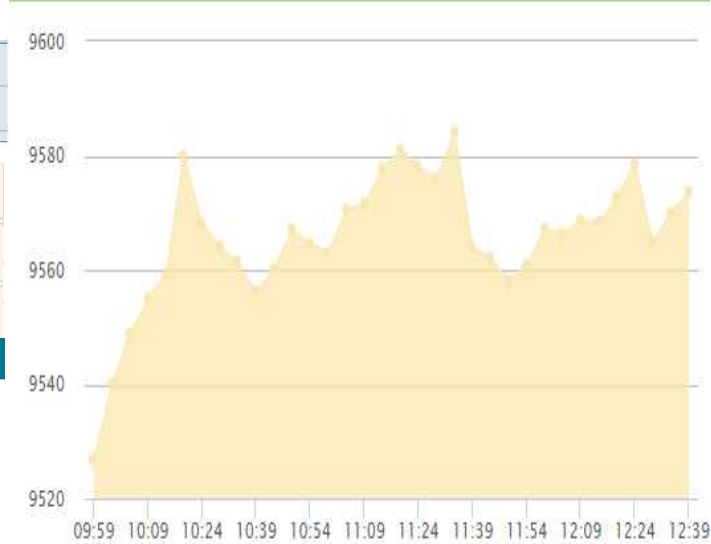


Market Updates 29 April, 2021



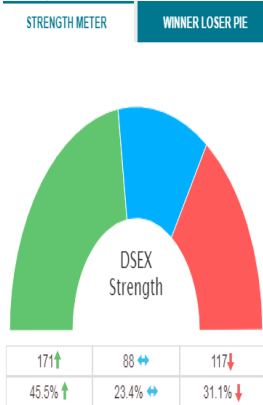
DSEX Index	5479.61533	18.27460	0.33462%	▲
DSES Index	1249.81916	0.78024	0.06247%	▲
DS30 Index	2110.91413	-1.44755	-0.06853%	▼

SELECT CSCX 9573.2201 | 46.3270 | ↑ 0.4863 %



Top Stocks by Value (in mln)

Symbol	Close	Value
BEXIMCO	87	1556235303
BXPHERMA	192	444233268
BATBC	518.2	387668415
NFML	26.1	371453380
LHBL	61.7	354957765
LANKABAFIN	32.3	255623294
REPUBLIC	56.1	218655918
ROBI	45.3	214443405
PARAMOUNT	102.6	203834922
BNICL	124.4	197551702
ASIAPACINS	70.3	184395974
AOL	55	179864014
SONARBAINS	68.7	166217779
PIONEERINS	80.6	165230421
AGRANINS	61.1	163414903
CITYGENINS	36.5	159280767



Issues Traded	268 ↑ 126 ↓ 96 ↓ 46 ↔	Value in Taka	571,316,624
Volume	12,093,078	Contract Number	11615
Issued Cap.	824,308,842,420	Closing Market Cap.	3,973,517,240,679

	DSE	CSE	Total
Turnover	11,728,884,000.00	571,316,624	12,300,200,624.00
Issue Gain	152	126	278
Issue Loss	128	96	224
Issue Unchanged	71	46	117

Top Gainer

Symbol	Close	Gainer
PROVATIINS	163.2	9.97
PARAMOUNT	102.6	9.97
CITYGENINS	36.5	9.94
PROVATIINS	78.7	9.92
PARAMOUNT	68.7	9.92
CITYGENINS	126.9	9.78
PROVATIINS	18	9.76
PARAMOUNT	35	9.72
CITYGENINS	37.4	9.68
NFML	26.1	9.66
RSRMSTEEL	20.4	9.09
BNICL	124.4	8.93

Top Loser

Symbol	Close	Looser
FAREASTFIN	3.2	-5.88
JMISMDL	339.1	-5.6
BIFC	3.9	-4.88
FUWANGCER	10.4	-4.59
NATLIFEINS	233.5	-4.42
SPCERAMICS	26.8	-3.6
ENVOYTEX	21.6	-3.57
BDTHAI	22.7	-3.4
ANWARGALV	118.2	-3.27
GENNEXT	3	-3.23
UNIONCAP	6.5	-2.99
PRIMEFIN	10.3	-2.83

Top Volume

Symbol	Close	Volume
BEXIMCO	87	17827563
NFML	26.1	14323554
LANKABAFIN	32.3	7779736
MAKSONSPIN	11	7046700
KEYACOSMET	5.1	6324251
LHBL	61.7	5678331
IFIC	9.9	5062605
ROBI	45.3	4713044
CITYGENINS	36.5	4529599
BDFINANCE	33.5	4527874
REPUBLIC	56.1	3997109
KPCL	35	3914275

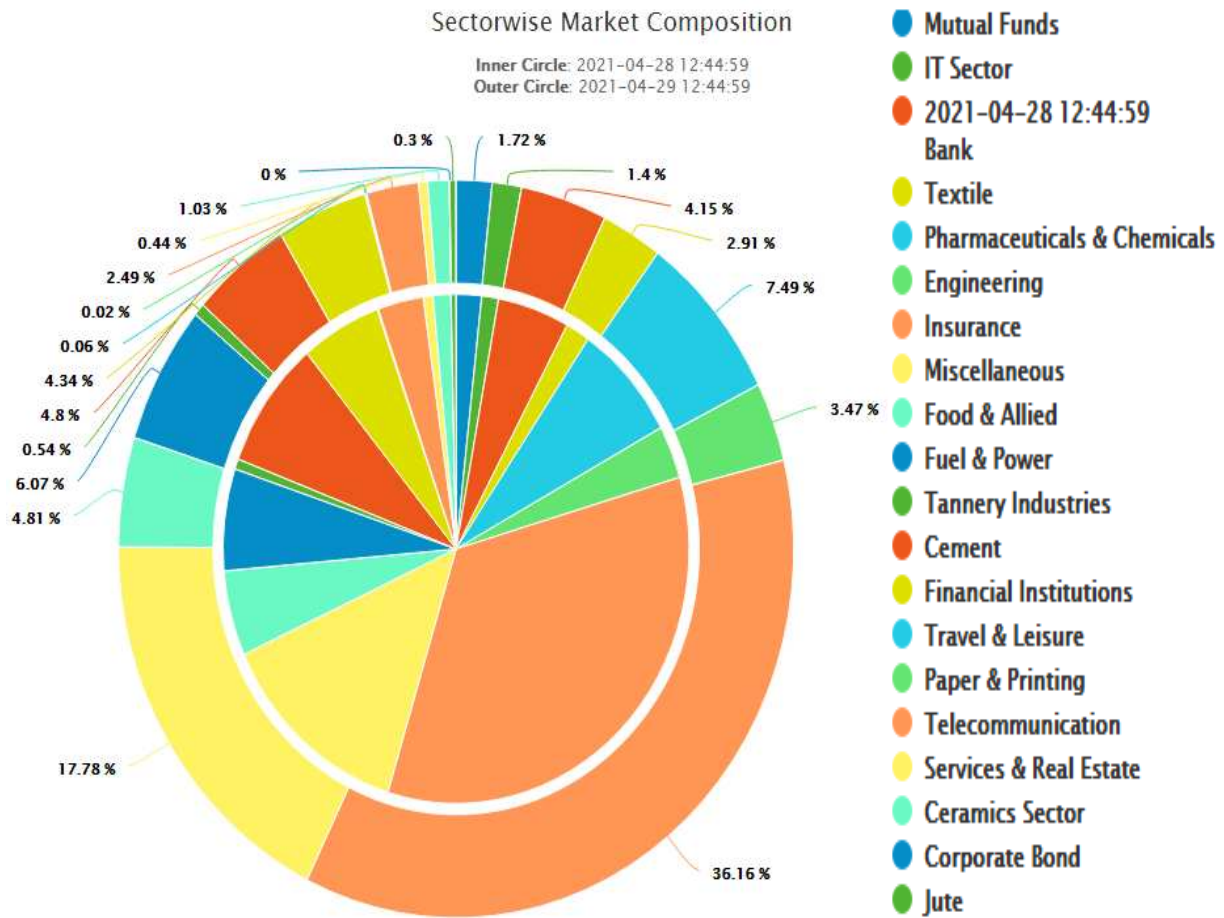
www.fcsibd.com



Market Updates 29 April, 2021

Weekly Top Gainer					Weekly Top Loser				
Symbol	D%	1W%	1M%	3M%	Symbol	D%	1W%	1M%	3M%
NFML	9.66	52.63	54.44	20.28	FAREASTFIN	-5.88	-13.51	-17.95	-25.58
DHAKAINS	9.92	38.56	85.18	76.46	KEYACOSMET	0	-12.07	-10.53	-17.74
AOL	3.58	33.17	50.68	25.28	MLDYEING	-1.99	-10.88	-31.2	-31.2
PHENIXINS	0	32.91	58.38	40.69	SHURWID	-1.91	-10.47	-29.03	-29.03
PROVATIINS	9.97	30.04	110.3	114.74	SHEPHERD	-1.82	-10	-28.48	-28.48
CITYGENINS	9.94	28.98	53.36	35.69	NURANI	-1.75	-9.68	-27.27	-27.27
AGRANINS	0.83	21.71	61.21	45.13	SAIHAMTEX	-1.7	-9.42	-29.39	-29.39
BGIC	-0.8	20.44	32.35	29.92	SAIHAMCOT	-1.68	-9.3	-27.33	-27.33
SHYAMPSUG	0.53	19.25	22.58	17.04	SONARGAON	-1.65	-9.14	-26.94	-26.94
BNICL	8.93	18.83	69.73	118.43	IBP	0	-9.09	-21.47	-21.47
MERCINS	7.57	18.73	35.94	25.4	KPPL	-1.55	-8.63	-27.84	-27.84
KARNAPHULI	7.49	17.3	32.74	21.5	PRIMEBANK	0.64	-8.19	3.97	-4.27

Sectorwise Market Composition



Chittagong Branch: Ayub Trade Center (12th floor), 1269/B, Sk Mujib Road, Agrabad, Chittagong Tel: 031-714629, Mobile 01716129177. Dhanmondi Branch: Keyari Plaza (4th Floor), Road # 8/A, Dhanmondi, Dhaka. Tel: 02-9126338, Mob: 01730486008. Badda Branch: Ga-97/1, Pragati Sarani, Middle Badda (2nd Floor), Badda, Dhaka. Cell: 01730486009. Shantinagar Branch: Suit # 8/9 A Eastern Plus Commercial Complex (8th Floor), 145 Shantinagar, Dhaka. Tel 02-48316776, Mob 01758492406