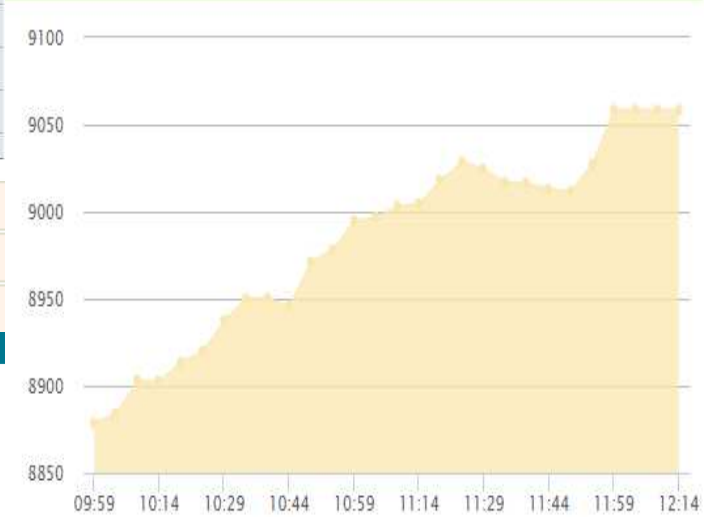




## Market Updates 05 April, 2021



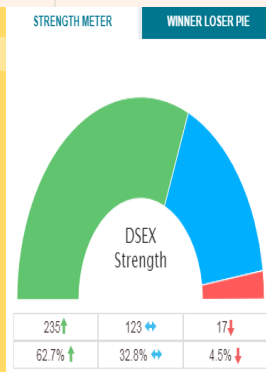
SELECT CSCX | 9028.8434 | 150,4746 | ↑ 1.6948 %



DSEX Index	5177.48349	88.49399	1.73893%	▲
DSES Index	1182.72806	16.55967	1.42001%	▲
DS30 Index	1944.65779	43.53158	2.28978%	▲

### Top Stocks by Value (in mn)

Symbol	Close	Value
BEXIMCO	72.3	328869708
ROBI	43	179797588
BXPHERMA	182.6	98117752
LHBL	46.7	86191982
ASIAPACINS	57.8	71210268
BATBC	526.5	62749614
SQURPHARMA	193	62024454
GP	319.7	60100325
BNICL	79.4	56309702
PROVATIINS	95.4	51067817
IFIC	9.5	41669795
RAHIMAFOD	235	36851967
SUMITPOWER	42.9	35921822
CITYBANK	24.5	34747298
DGIC	28.8	31976016
PREMIERBAN	13.5	29684560



Issues Traded	185 122 ↑ 27 ↓ 36 ↔	Value in Taka	160,232,780
Volume	5,171,442	Contract Number	4651
Issued Cap.	820,479,014,250	Closing Market Cap.	3,780,780,584,069

	DSE	CSE	Total
Turnover	2,360,000,000.00	160,232,780.00	2,520,232,780.00
Issue Gain	231	122	353
Issue Loss	14	27	41
Issue Unchanged	76	36	112

### Top Gainer

Symbol	Close	Gainer
APOLOISPAT	5.6	9.8
KEYACOSMET	5.8	9.43
EMERALDOIL	14.4	9.09
SUNLIFEINS	20.5	9.04
ZEALBANGLA	117.8	8.77
ACIFORMULA	114.2	7.94
VAMLRBBF	6.9	7.81
FIRSTFIN		7.81
CAPMIBLMF	16.7	7.74
BIFC	4.2	7.69
AMANFEED	28.9	7.43
HWAWELLTEX	36.3	7.4

### Top Loser

Symbol	Close	Looser
RELIANCINS	49.1	-8.57
SHAHJABANK	19.6	-6.67
ENVOYTEX	21.3	-5.75
UNITEDINS	38.5	-3.75
ICB3RDNRB	5.4	-1.82
STANDBANKL	8.1	-1.22
PRIMELIFE	47.6	-1.04
SQUARETEXT	30	-0.99
SEBL1STMF	12.3	-0.81
SIBL	12.4	-0.8
KDSALTD	41.4	-0.48
PRAGATIINS	45.4	-0.44

### Top Volume

Symbol	Close	Volume
BEXIMCO	72.3	4588363
IFIC	9.5	4426516
ROBI	43	4224281
PREMIERBAN	13.5	2207238
KEYACOSMET	5.8	2097621
LHBL	46.7	1861583
NRBCBANK	11.7	1532585
SAIFPOWER	17.2	1445653
CITYBANK	24.5	1421101
NBL	7.2	1367485
ASIAPACINS	57.8	1228428
DGIC	28.8	1118130

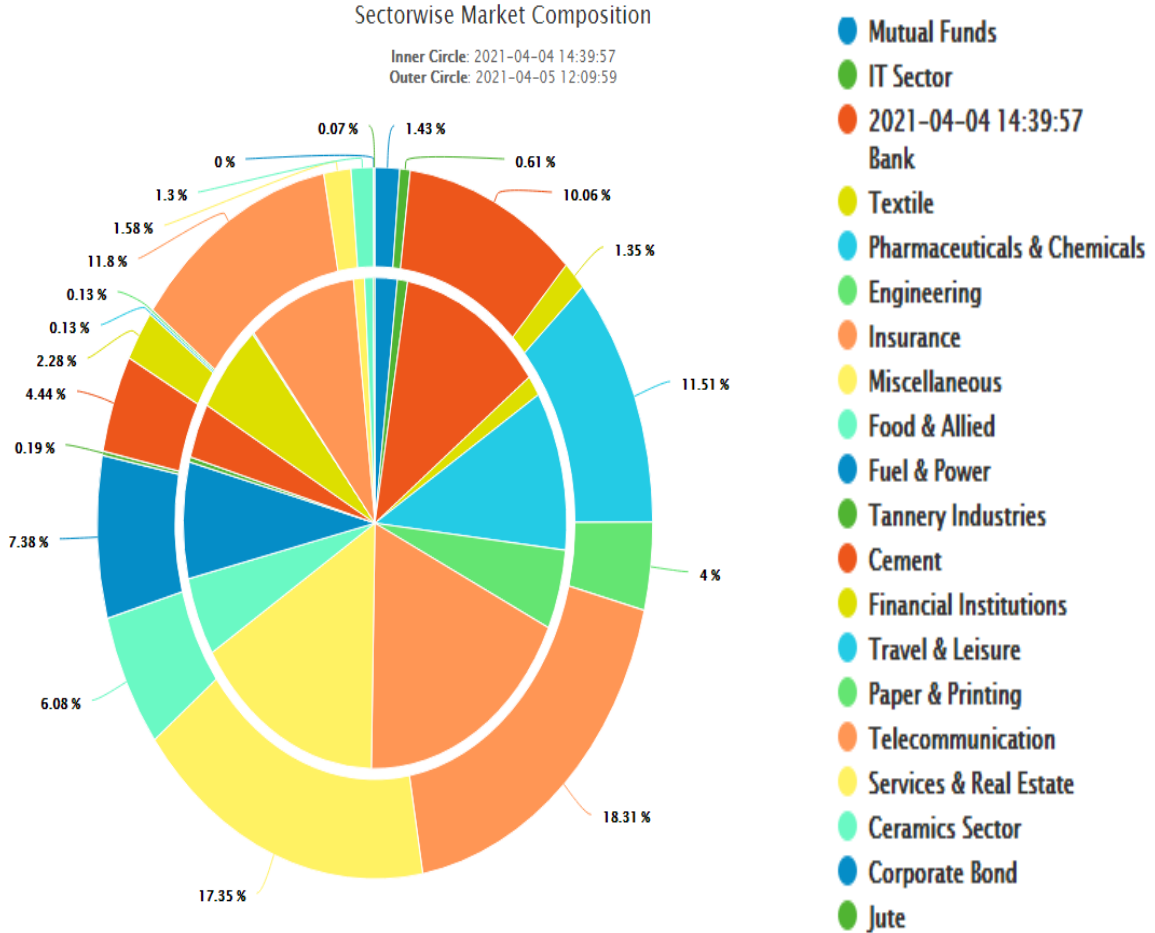
www.fcsibd.com



## Market Updates 05 April, 2021

Weekly Top Gainer					Weekly Top Loser				
Symbol	D%	1W%	1M%	3M%	Symbol	D%	1W%	1M%	3M%
DGIC	6.27	92	0	0	ACFL	0.88	-21.03	-26.37	-35.31
PROVATIINS	0.42	26.53	27.88	14.66	IFIC	5.56	-20.17	-25.78	-42.42
CAPMIBBLMF	7.74	25.37	0.6	-37.55	ACTIVEFINE	2.27	-16.67	-23.73	-30.77
EMERALDOIL	9.09	20.83	18.85	34.26	DUTCHBANGL	0	-14.31	-9.54	-13.66
BNICL	6.86	18.23	30.93	18.41	LRBDL	1.56	-14.02	0	0
VAMLRBBF	7.81	11.29	-28.87	-42.98	PADMALIFE	0.62	-12.09	-10.11	-21.18
CAPMBDBLMF	5.33	8.22	-7.06	-21.78	SONALIANSH	2.86	-11.85	-1.98	-33.83
FIRSTFIN	4.69	7.81	15	-11.54	LANKABAFIN	0	-11.7	-26.11	-33.6
RAKCERAMIC	4.89	6.9	5.28	2.57	DOMINAGE	0	-11.33	-26.53	-45.62
EASTERNINS	6.18	6.25	0.92	-2.86	FINEFOODS	3.21	-10.89	-21.6	-25.62
TOSRIFA	6.6	5.45	0	-10.08	AIBL1STIMF	0	-10.71	-20.21	-24.24
CONTININS	5.71	5.34	-1.11	-22.15	UNIONCAP	7.14	-10.45	-15.49	-37.5

### Sectorwise Market Composition



Chittagong Branch: Ayub Trade Center (12th floor), 1269/B, Sk Mujib Road, Agrabad, Chittagong Tel: 031-714629, Mobile 01716129177. Dhanmondi Branch: Keyari Plaza (4th Floor), Road # 8/A, Dhanmondi, Dhaka. Tel: 02-9126338, Mob: 01730486008. Badda Branch: Ga-97/1, Pragati Sarani, Middle Badda (2nd Floor), Badda, Dhaka. Cell: 01730486009. Shantinagar Branch: Suit # 8/9 A Eastern Plus Commercial Complex (8th Floor), 145 Shantinagar, Dhaka. Tel 02-48316776, Mob 01758492406