

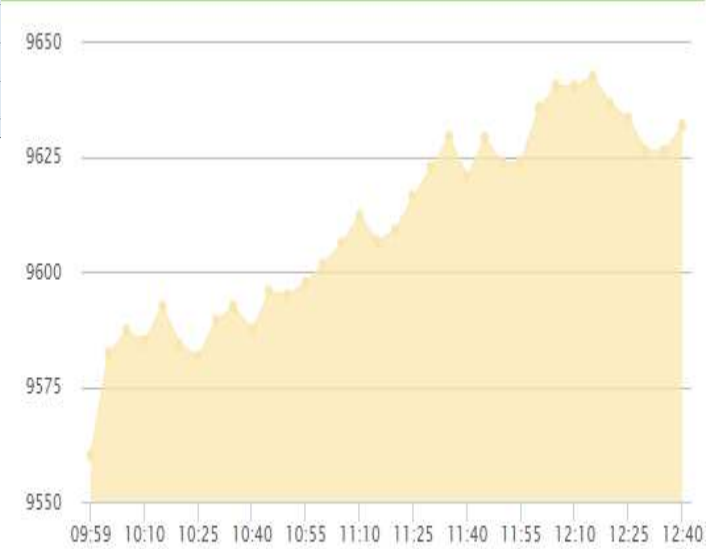


Market Updates 02 May, 2021



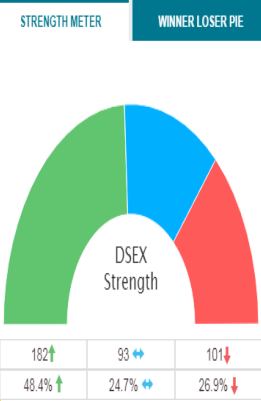
DSEX Index	5517.01956	37.40423	0.68261%	▲
DSES Index	1255.11850	5.29934	0.42401%	▲
DS30 Index	2123.32173	12.40760	0.58778%	▲

SELECT CSCX 9634.7327 | 74.6744 | ↑ 0.7811%



Top Stocks by Value (in mln)

Symbol	Close	Value
BEXIMCO	89.6	2773941980
PROVATIINS	161.4	789221641
NFML	26.9	382617724
BXPBARMA	192.5	334327710
LHBL	62.3	327770623
LANKABAFIN	32.7	253382217
SONARBAINS	70.7	225374344
SUMITPOWER	44.9	224549099
CITYGENINS	36.2	222553549
MAKSONSPIN	12.1	205193106
ASIAPACINS	68.5	195819412
REPUBLIC	55.3	188956342
DHAKAINS	86.2	186583666
NITOLINS	62.5	185931334
BATBC	519.3	178385743
FEDERALINS	31.6	174894140



Issues Traded	267 145 ↑ 82 ↓ 40 ↔	Value in Taka	317,773,332
Volume	11,612,480	Contract Number	11581
Issued Cap.	824,308,842,420	Closing Market Cap.	3,993,558,423,057

	DSE	CSE	Total
Turnover	14,069,643,000.00	317,773,332	14,387,416,332.00
Issue Gain	180	145	325
Issue Loss	104	82	186
Issue Unchanged	77	40	117

Top Gainer

Symbol	Close	Gainer
PADMALIFE	22.8	23.91
MAKSONSPIN	12.1	10
KPCL	38.5	10
GENNEXT	3.3	10
MATINSPINN	39.7	9.97
PTL	46.5	9.93
ARGONDENIM	17.8	9.88
MALEKSPIN	15.6	9.86
MHSMML	15.7	9.79
DSSL	11.3	9.71
METROSPIN	9.1	9.64
QUEENSOUTH	23.9	9.63

Top Loser

Symbol	Close	Looser
AOL	51.1	-7.09
RUPALIINS	39.8	-5.01
PARAMOUNT	97.6	-4.87
MIDASFIN	18.5	-4.64
NORTHRNINS	45.2	-3.83
RECKITTBEN	4438.7	-3.8
CAPMIBBLMF	21.2	-3.64
GRAMEENS2	16.1	-3.59
ALLTEX	8.1	-3.57
ICBSONALI1	8.2	-3.53
GQBALLPEN	122.1	-3.48
BGIC	47.9	-3.23

Top Volume

Symbol	Close	Volume
BEXIMCO	89.6	31305771
MAKSONSPIN	12.1	17276699
NFML	26.9	14375110
LANKABAFIN	32.7	7821454
ALIF	7.5	6056960
CITYGENINS	36.2	5893740
NRBCBANK	12	5492322
FEDERALINS	31.6	5485064
DSSL	11.3	5371719
FORTUNE	20.7	5289994
LHBL	62.3	5265958
BDFINANCE	32.7	5185028

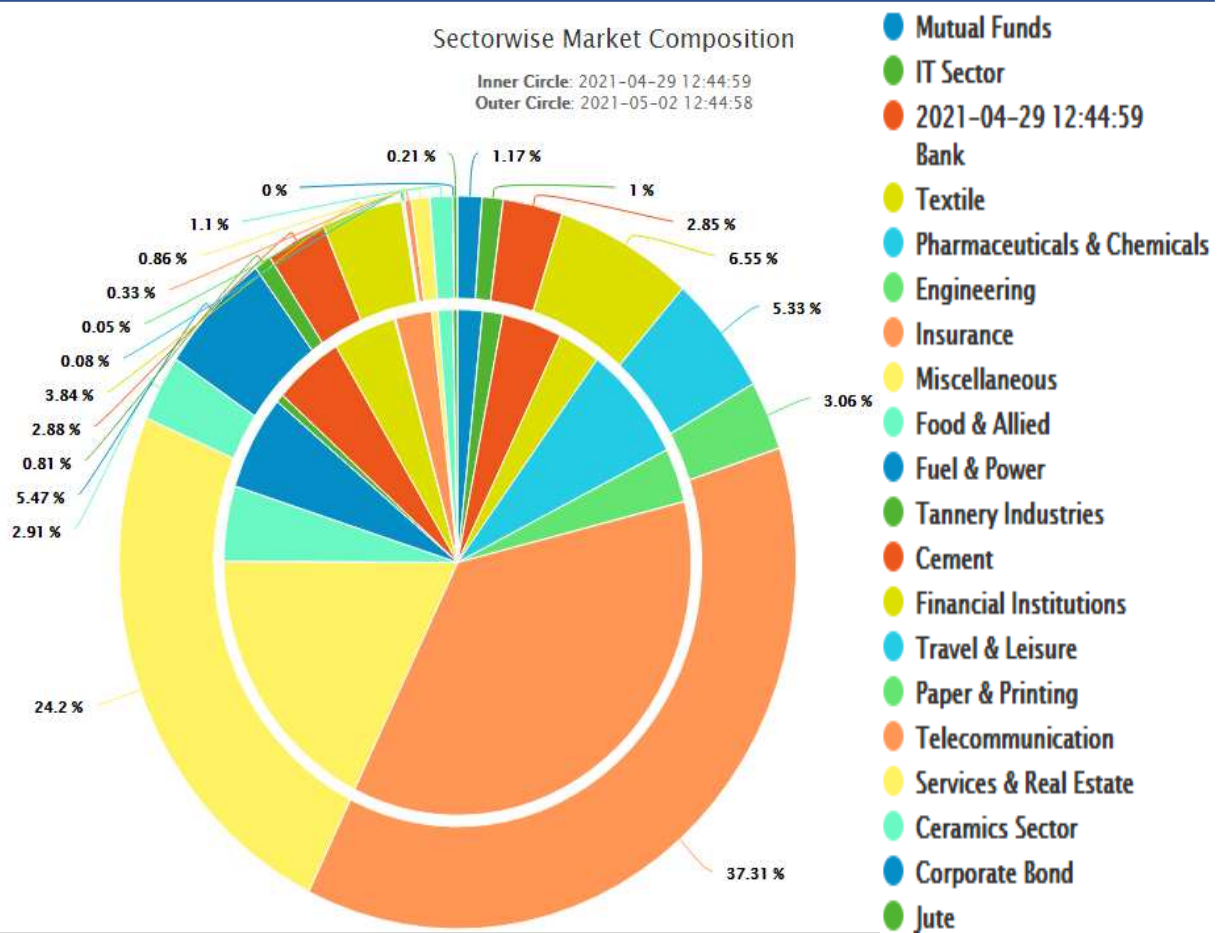
www.fcsibd.com



Market Updates 02 May, 2021

Weekly Top Gainer					Weekly Top Loser				
Symbol	D%	1W%	1M%	3M%	Symbol	D%	1W%	1M%	3M%
NFML	3.07	43.85	51.98	23.96	MLDYEING	-1.74	-10.82	-32.4	-32.4
DHAKAINS	9.53	38.14	102.8	93.27	BDFINANCE	-2.39	-10.66	6.17	5.48
PADMALIFE	23.91	28.81	30.29	17.53	SHURWID	-1.95	-10.65	-30.41	-30.41
PROVATIINS	-1.1	28.5	94.22	112.37	MIDASFIN	-4.64	-9.22	5.06	-15.77
PHENIXINS	-0.57	25.84	54.71	39.89	KEYACOSMET	1.96	-8.77	-13.33	-16.13
CITYGENINS	-0.82	25.69	53.39	34.57	KPPL	-1.57	-8.76	-28.98	-28.98
MAKSONSPIN	10	24.74	32.97	4.31	PRIMEBANK	-1.27	-8.72	2.61	-4.27
AOL	-7.09	24.03	37	16.4	VAMLRBBF	-2.63	-8.64	7.25	-26.73
EASTERNINS	4.89	20.05	46.52	34.46	SONARGAON	1.12	-8.25	-27.35	-27.35
SHYAMPSUG	1.93	20	31.13	21.97	IDLC	-0.19	-7.23	-5.44	-29.27
BNICL	4.82	19.63	75.74	126.78	PARAMOUNT	-4.87	-7.22	-20.59	-23.33
ESQUIRENIT	8.15	18.31	13	0.8	UNIQUEHRL	-1.58	-7.12	-20.76	-20.76

Sectorwise Market Composition



Chittagong Branch: Ayub Trade Center (12th floor), 1269/B, Sk Mujib Road, Agrabad , Chittagong Tel: 031-714629, Mobile 01716129177. Dhanmondi Branch: Keyari Plaza (4th Floor), Road # 8/A, Dhanmondi, Dhaka. Tel: 02-9126338, Mob: 01730486008. Badda Branch: Ga-97/1, Pragati Sarani, Middle Badda (2nd Floor), Badda, Dhaka. Cell: 01730486009. Shantinagar Branch: Suit # 8/9 A Eastern Plus Commercial Complex (8th Floor),145 Shantinagar, Dhaka. Tel 02-48316776, Mob 01758492406