

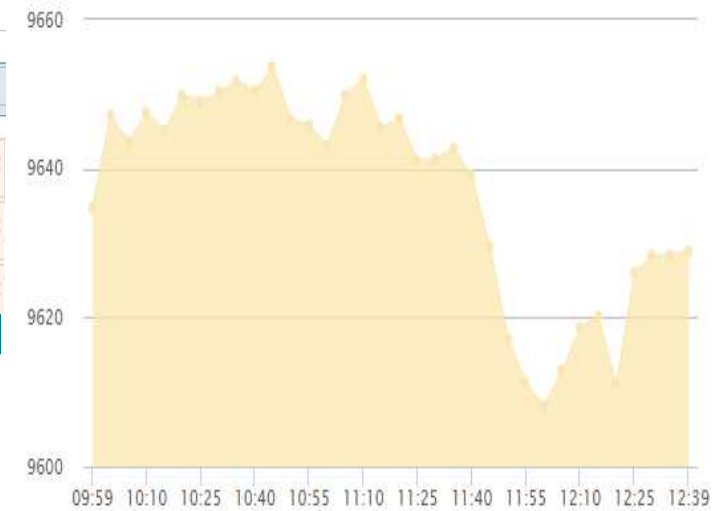


Market Updates 03 May, 2021



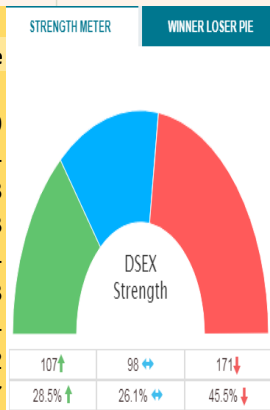
DSEX Index	5511.36405	-5.65551	-0.10251%	▼
DSES Index	1248.15898	-6.95952	-0.55449%	▼
DS30 Index	2116.05219	-7.26954	-0.34237%	▼

SELECT CSCX 9622.5663 | -12.1664 | ↓ -0.1263 %



Top Stocks by Value (in mn)

Symbol	Close	Value
BEXIMCO	90.7	1641793531
LHBL	59.3	651523499
ROBI	46.2	539112794
LANKABAFIN	33.8	481637148
BXPHERMA	186.4	413722193
BDFINANCE	33.9	257296654
SONARBAINS	77.4	226236248
MAKSONSPIN	12.5	188907434
PROVATIINS	157.4	188594682
NITOLINS	66.6	175956687
NFML	25.8	168002805
AGRANINS	66.3	161306702
REPUBLIC	55.3	159506812
CITYGENINS	37.9	156834726
BATBC	519.9	152841812
DHAKAINS	86.7	149141207



Issues Traded 262 89↑ 125↓ 48↔ Value in Taka 623,896,757
 Volume 18,258,786 Contract Number 13375
 Issued Cap. 824,308,842,420 Closing Market Cap. 3,989,310,200,491

	DSE	CSE	Total
Turnover	11,598,312,000.00	623,896,787	12,222,208,787.00
Issue Gain	105	89	194
Issue Loss	179	125	304
Issue Unchanged	70	48	118

Top Gainer

Symbol	Close	Gainer
TAKAFULINS	61.9	9.75
SONARBAINS	77.4	9.48
GENNEXT	3.6	9.09
STANDARINS	49.7	8.99
MALEKSPIN	17	8.97
PRIMEINSUR	50.9	8.53
HEIDELBCEM	287	8.26
AGRANINS	66.3	7.11
PREMIERLEA	6.4	6.67
NITOLINS	66.6	6.56
EASTRNLUB	1183.2	6.25
RUPALILIFE	58	5.65

Top Loser

Symbol	Close	Looser
DELTASPINN	6.5	-5.8
ANLIMAYARN	34.4	-5.75
MHSML	14.8	-5.73
ZAHINTEX	5.2	-5.45
FORTUNE	19.7	-4.83
LHBL	59.3	-4.82
SPCERAMICS	26.3	-4.71
AL-HAJTEX	34.8	-4.4
ADNTEL	47.2	-4.26
RAHIMAFOOD	233.7	-4.18
NFML	25.8	-4.09
SHYAMPSUG	55.8	-3.96

Top Volume

Symbol	Close	Volume
BEXIMCO	90.7	17875620
MAKSONSPIN	12.5	14803323
LANKABAFIN	33.8	14180046
ROBI	46.2	11636561
LHBL	59.3	10753843
RINGSHINE	5.1	9220301
BDFINANCE	33.9	7635536
NFML	25.8	6446533
IFIC	9.8	5528153
CITYGENINS	37.9	4225502
KPPL	12.3	4045766
MALEKSPIN	17	3698634

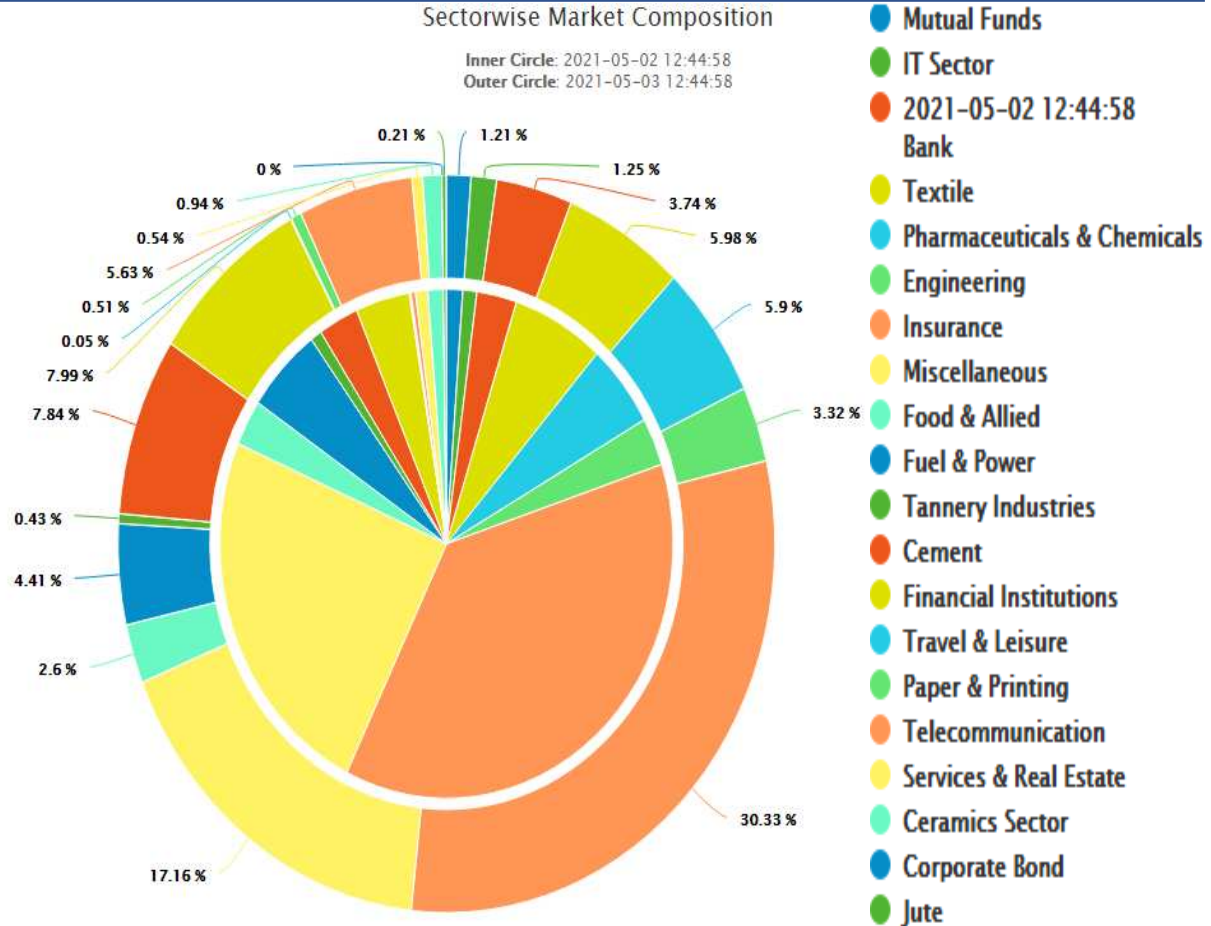
www.fcsibd.com



Market Updates 03 May, 2021

Weekly Top Gainer					Weekly Top Loser				
Symbol	D%	1W%	1M%	3M%	Symbol	D%	1W%	1M%	3M%
CITYGENINS	4.7	31.14	65.5	42.48	SHURWID	-1.99	-10.84	-31.8	-31.8
DHAKAINS	0.58	28.44	107.4	93.1	MLDYEING	-1.78	-10.75	-33.6	-33.6
HEIDELBCEM	8.26	26.38	63.72	73.94	UTTARABANK	0	-10.67	-7	-7.76
PADMALIFE	-2.63	26.11	33.53	15.82	VAMLRBBF	-1.35	-9.88	2.82	-27
NFML	-4.09	25.85	53.57	14.16	KPPL	-1.6	-8.89	-30.11	-30.11
PHENIXINS	5.51	23.09	71.73	52.29	SPCERAMICS	-4.71	-8.68	25.84	5.2
NITOLINS	6.56	22.38	28.17	24.86	PRIMEBANK	1.94	-8.14	-0.63	-3.66
MALEKSPIN	8.97	21.43	26.87	10.39	FAREASTFIN	0	-8.11	-8.11	-15
SONARBAINS	9.48	21.41	65.32	51.17	ZEALBANGLA	-0.6	-7.28	-15.85	-32.72
STANDARINS	8.99	20.92	24.25	24.25	JMISMDL	-0.78	-7.23	-1.8	-13.3
TAKAFULINS	9.75	20.9	51.72	43.95	PRIMEFIN	1.96	-7.14	10.64	-12.61
PRIMEINSUR	8.53	20.33	61.95	30.71	ALLTEX	1.23	-6.82	-6.82	-21.15

Sectorwise Market Composition



Chittagong Branch: Ayub Trade Center (12th floor), 1269/B, Sk Mujib Road, Agrabad, Chittagong Tel: 031-714629, Mobile 01716129177. Dhanmondi Branch: Keyari Plaza (4th Floor), Road # 8/A, Dhanmondi, Dhaka. Tel: 02-9126338, Mob: 01730486008. Badda Branch: Ga-97/1, Pragati Sarani, Middle Badda (2nd Floor), Badda, Dhaka. Cell: 01730486009. Shantinagar Branch: Suit # 8/9 A Eastern Plus Commercial Complex (8th Floor), 145 Shantinagar, Dhaka. Tel 02-48316776, Mob 01758492406