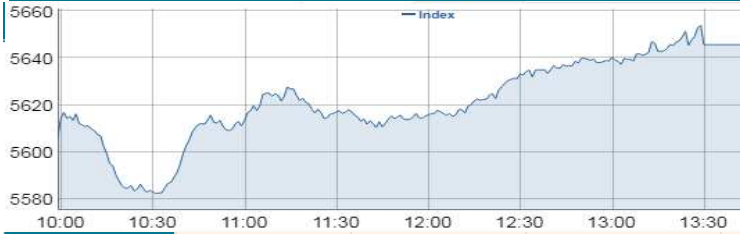




## Market Updates 09 May, 2021



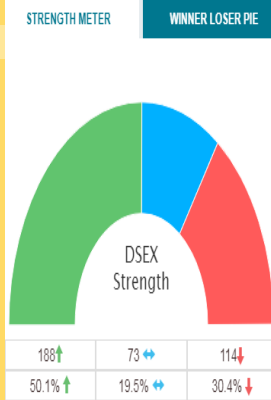
DSEX Index	5645.69164	39.67538	0.70773%	▲
DSES Index	1261.49319	9.30731	0.74329%	▲
DS30 Index	2165.99701	28.71073	1.34333%	▲

SELECT  9848.3748 | 73.4097 | ↑ 0.7510%



### Top Stocks by Value (in mln)

Symbol	Close	Value
BEXIMCO	88.5	1220077993
NFML	33.1	593665016
ROBI	48.1	590257688
SQURPHARMA	208.7	455789270
BATBC	544.3	425339997
NRBCBANK	16.3	396878954
PIONEERINS	92.8	302658688
LANKABAFIN	34.9	281977792
BXPBARMA	190	271922808
MAKSONSPIN	14.3	225382755
SSSTEEL	20.1	222754333
LHBL	59	181455665
ORIONPHARM	52	180258177
LRBDL	41.1	172864932
BDTHAI	25.4	168324940
BRACBANK	47.3	143290288



Issues Traded	274 ↑ 141 ↑ 96 ↓ 37 ↔	Value in Taka	663,692,792
Volume	23,315,376	Contract Number	22418
Issued Cap.	827,019,856,830	Closing Market Cap.	4,090,539,769,860

	DSE	CSE	Total
Turnover	13,520,393,000.00	663,692,792	14,184,085,792.00
Issue Gain	176	141	317
Issue Loss	126	96	222
Issue Unchanged	63	37	100

### Top Gainer

Symbol	Close	Gainer
SIMTEX	15.4	10
EGEN	49.8	9.93
LRBDL	41.1	9.89
TALLUSPIN	4.5	9.76
VFSTDL	20.3	9.73
PRIMETEX	17.2	9.55
APOLOISPAT	6.9	9.52
ZAHEENSPIN	6.9	9.52
NRBCBANK	16.3	9.4
KTL	11.7	9.35
EPGL	47.1	9.28
ZAHINTEX	6.1	8.93

### Top Loser

Symbol	Close	Looser
AGRANINS	59.2	-9.89
UNITEDINS	51.6	-8.99
TAKAFULINS	53.5	-8.7
ISLAMIINS	55.6	-8.4
PADMALIFE	24.2	-7.98
SANDHANINS	29.8	-7.17
CONTININS	49.5	-6.78
MERCINS	41.9	-6.68
NITOLINS	56.3	-6.63
KARNAPHULI	39.9	-6.34
PHENIXINS	49.4	-5.9
NORTHRNINS	42.8	-5.73

### Top Volume

Symbol	Close	Volume
NRBCBANK	16.3	24409624
NFML	33.1	17776867
MAKSONSPIN	14.3	15323902
DELTASPINN	8.8	14904851
BEXIMCO	88.5	13944102
ROBI	48.1	12461189
SSSTEEL	20.1	11142648
KTL	11.7	10377129
IFIC	11.3	9619134
LANKABAFIN	34.9	8143335
KEYACOSMET	5.6	7166656
METROSPIN	12.1	6853761

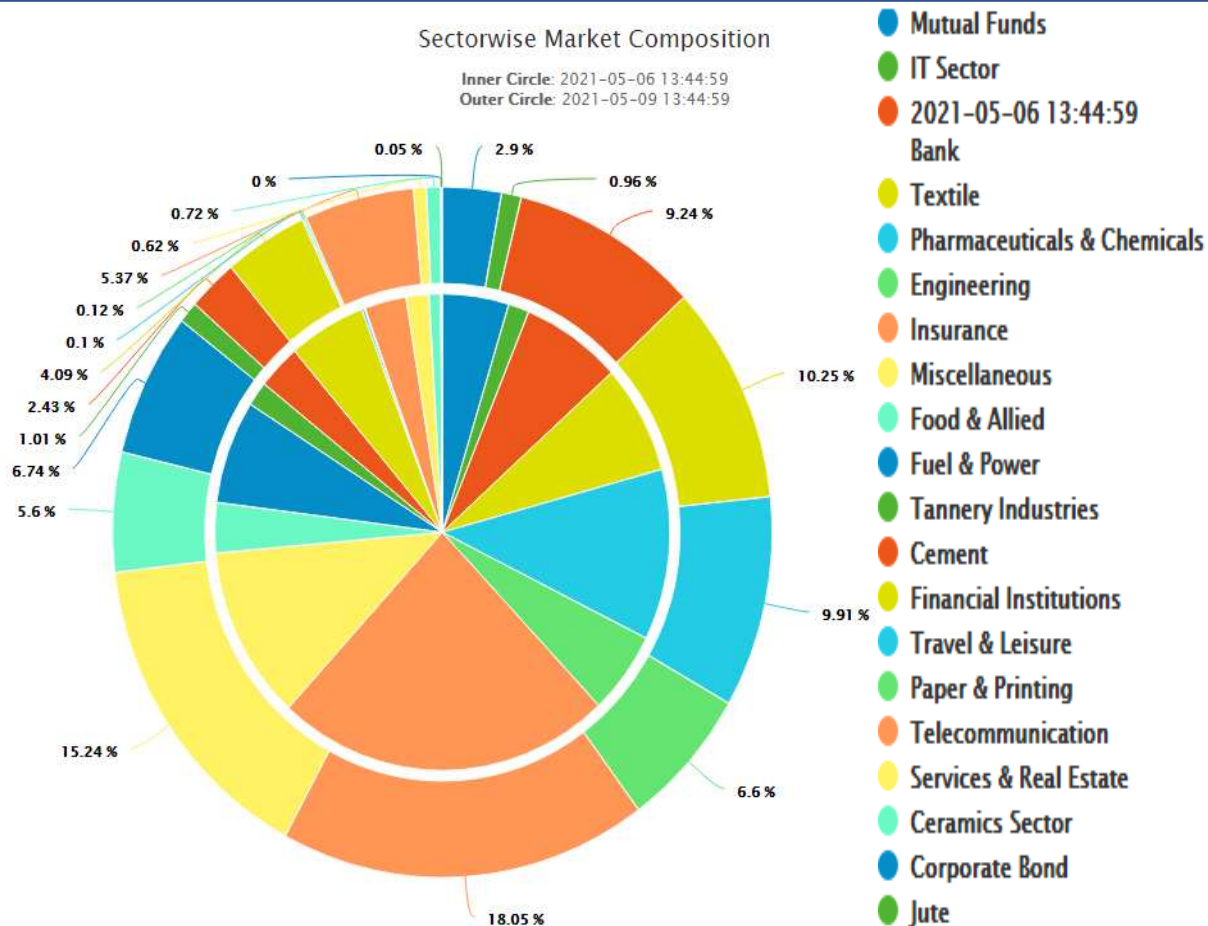
www.fcsibd.com



## Market Updates 09 May, 2021

Weekly Top Gainer					Weekly Top Loser				
Symbol	D%	1W%	1M%	3M%	Symbol	D%	1W%	1M%	3M%
METROSPIN	0	45.78	42.35	37.5	PARAMOUNT	-5.62	-14.91	-24.28	-29.71
MALEKSPIN	1.51	42.25	51.88	33.77	EBL	-0.89	-14.76	-8.97	-10.9
DELTASPINN	7.32	39.68	49.15	15.79	SONALIANS	-2.17	-13.3	7.72	3.29
NRBCBANK	9.4	36.97	35.83	0	RUPALIINS	-4.68	-12.41	18.01	1.66
ZAHEENSPIN	9.52	35.29	9.52	9.52	MERCINS	-6.68	-10.66	17.04	18.03
PADMALIFE	-7.98	31.52	44.05	28.72	ASIAINS	-3.59	-10.62	-8.33	3.31
KTL	9.35	31.46	25.81	23.16	PEOPLESINS	-5.13	-10.48	18.09	5.46
MAKSONSPIN	-4.03	30	64.37	32.41	MLDYEING	-1.91	-10.47	-38.4	-38.4
GENNEXT	2.63	30	25.81	11.43	DHAKAINS	-5.11	-10.42	60.23	61.7
NFML	-0.3	26.82	106.9	52.53	UTTARABANK	0	-10.32	-8.13	-7.38
EGEN	9.93	25.13	61.17	0	AOL	-2.76	-10.18	38.38	27.98
SAIHAMCOT	1.4	23.93	-9.94	-9.94	SHURWID	-1.42	-9.74	-35.94	-35.94

## Sectorwise Market Composition



Chittagong Branch: Ayub Trade Center (12th floor), 1269/B, Sk Mujib Road, Agrabad, Chittagong Tel: 031-714629, Mobile 01716129177. Dhanmondi Branch: Keyari Plaza (4th Floor), Road # 8/A, Dhanmondi, Dhaka. Tel: 02-9126338, Mob: 01730486008. Badda Branch: Ga-97/1, Pragati Sarani, Middle Badda (2nd Floor), Badda, Dhaka. Cell: 01730486009. Shantinagar Branch: Suit # 8/9 A Eastern Plus Commercial Complex (8th Floor), 145 Shantinagar, Dhaka. Tel 02-48316776, Mob 01758492406